

## Oasis 60 x 36 Simulated Tile Wall Bathtub With ActivLife 5-Bar (4-horizontal, 1-vertical) Package



**Specification** – Oasis one-piece, 60 x 36-inch deep, FRP gelcoat flat wall bathtub model TST-6036 offered in a standard 16-inch or 17.25-inch (ABF) apron height. ActivLife package includes 2-horizontal bars on back wall, single horizontal bar on head end and control walls, and a single vertical bar at entry on control wall.

### Standards Certification:

The bathtub listed is manufactured in compliance with ANSI Z124 Standards, and certified through an ongoing, independent quality assurance and testing program.

The factory-applied grab bar package is certified through an independent review program.

36-inch / Private Access / Bars Only

# Oasis®

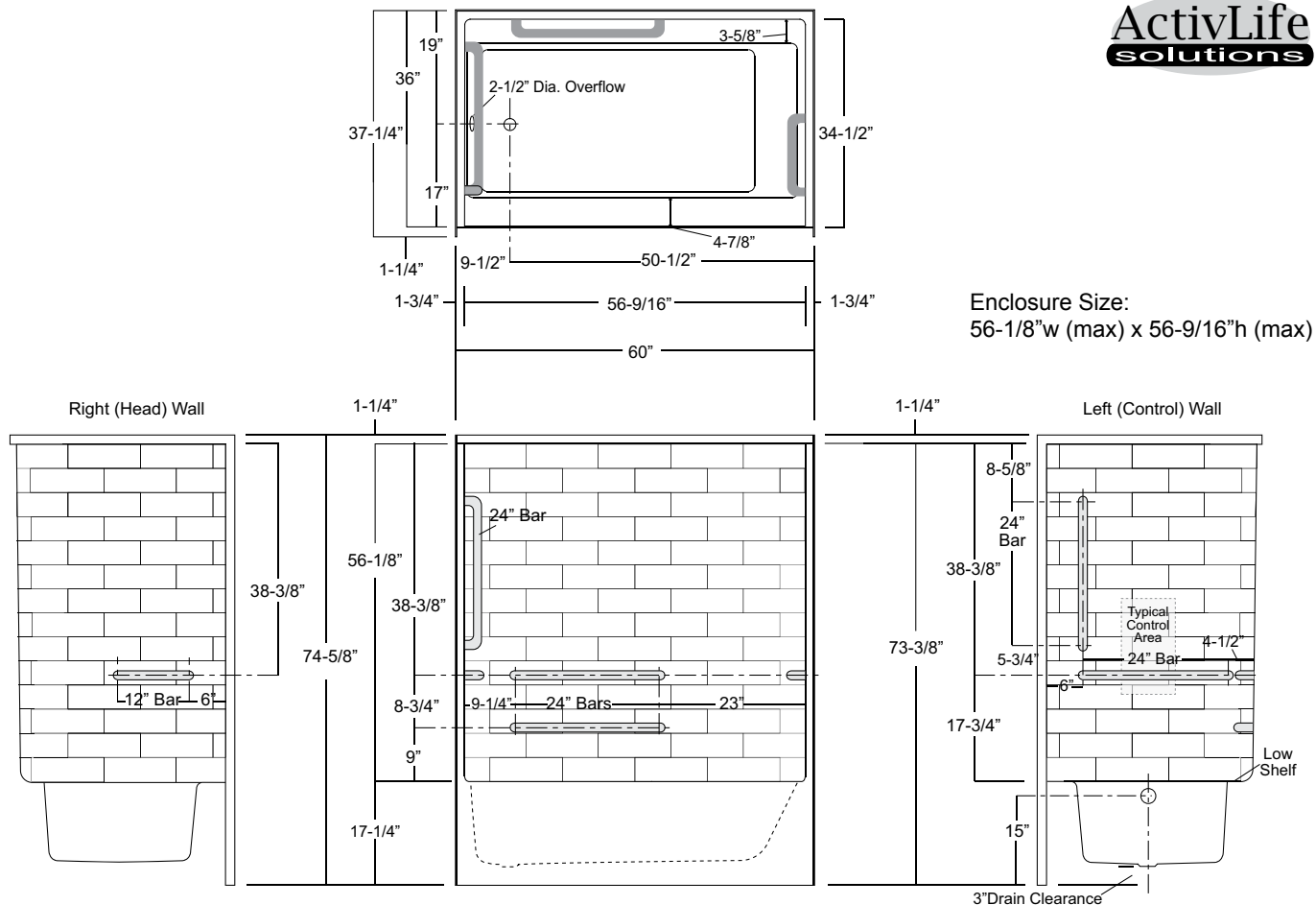
**TST-6036L ABF / 5BAR**  
(LH drain / 5-bar package)  
Model & Package Illustrated

**NOTE:** Positioning of factory attached grab bars allow for the installation of a shower enclosure.



**Home Innovation**  
LAB CERTIFIED™

**ActivLife**  
solutions



Dimensions shown are maximum. Due to the nature of the materials involved, actual unit dimensions can vary (tolerances: +0 / -1/8 inch).  
Oasis reserves the right to modify or discontinue product and/or associated equipment without prior written or verbal notification or obligation.

Model ID	Package Code	Description (define configuration referencing drain end)
TST-6036 L ABF TST-6036 R ABF	/ 5BAR (left drain) / 5BAR (right drain)	60" x 36", end drain, tub-shower with 16" (Std) or 17.25" (ABF) apron, apron, and ActivLife 1.50" dia. stainless steel 5-bar package (single horizontal bars on head end wall and control wall, two horizontal bars on the back wall and a single vertical bar on control wall).
<b>Powder Coated Bar Packages (1.25-inch dia.)</b>		
TST-6036 L ABF TST-6036 R ABF	/ 5BAR WHT (left drain) / 5BAR WHT (right drain)	60" x 36", end drain, tub-shower with 16" (Std) or 17.25" (ABF) apron, and ActivLife 1.25" dia. white powder coated 5-bar package (single horizontal bars on head end wall and control wall, two horizontal bars on the back wall and a single vertical bar on control wall).
TST-6036 L ABF TST-6036 R ABF	/ 5BAR SNK (left drain) / 5BAR SNK (right drain)	60" x 36", end drain, tub-shower with 16" (Std) or 17.25" (ABF) apron, and ActivLife 1.25" dia. nickel 5-bar package (single horizontal bars on head end wall and control wall, two horizontal bars on the back wall and a single vertical bar on control wall).
ADD / SHWR ROD-TS		Factory installed 1" dia. stainless steel shower curtain rod.


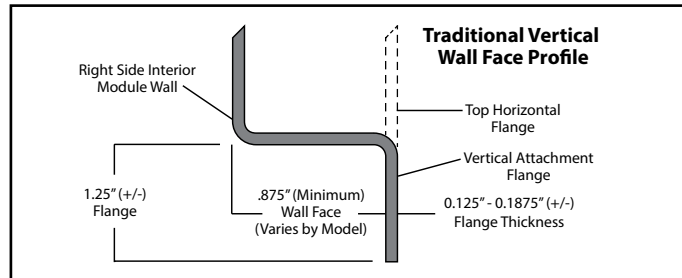


Photo 1: Grab Bars: Factory-installed 1.50-inch diameter, concealed attachment, 18 gauge, #304 brushed stainless steel grab bars. Concealed attachment design provides tamper-resistance and minimizes debris collection areas at contact points, compared to common exposed flange bar designs, without compromising bar attachment integrity. (Reinforced areas include a structural core material encapsulated in FRP composite.)

Photo 2: Grab Bars: Factory-installed 1.25-inch dia. powder coated (in finishes listed above), concealed attachment, 18 gauge, #304 stainless steel grab bars. Concealed attachment design provides tamper-resistance and minimizes debris collection areas at contact points, compared to common exposed flange bar designs, without compromising bar attachment integrity. (Reinforced areas include a structural core material encapsulated in FRP composite.)

#### Available Factory Installed Packages (model available without any component or reinforcement packages)

##### Component Packages:

1. 5BAR package code: 5-bar package
2. 4BAR package code: 4-bar package
3. BP1-60 & BP2-60 package codes: 2-wall, 2-bar or 3-bar packages

##### Reinforced **ONLY** Packages:

4. FH package code: reinforcement for a single vertical & horizontal bars, based on HUD/FHA-Fair Housing
5. 3SM & 3SF package codes: expanded reinforcement packages, (with or without package components)