

## Oasis 60 x 36 Simulated Tile Wall Bathtub With ActivLife 3-Bar (2-horizontal, 1-vertical) Package



**Specification** – Oasis one-piece, 60 x 36-inch deep, FRP gelcoat flat wall bathtub model TST-6036 offered in a standard 16-inch or 17.25-inch (ABF) apron height. ActivLife package includes a single horizontal bar on the back wall and control wall, and a vertical bar at the entry on the control wall.

### Standards Certification:

The bathtub listed is manufactured in compliance with ANSI Z124 Standards, and certified through an ongoing, independent quality assurance and testing program.

The factory-applied grab bar package is certified through an independent review program.

36 -inch / Private Access / Bars Only

# Oasis

**TST-6036 L / BP2-60**  
(LH drain / 3-bar package)  
Model & Package Illustrated

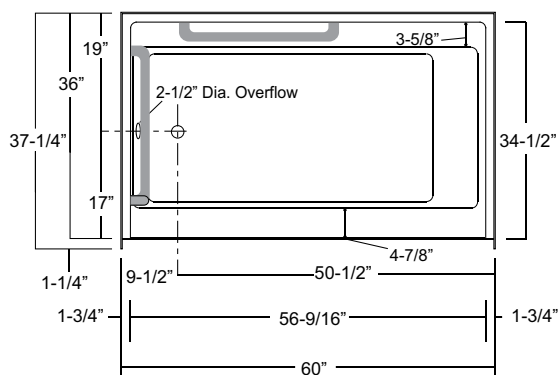
**NOTE:** Positioning of factory attached grab bars allow for the installation of a shower enclosure.



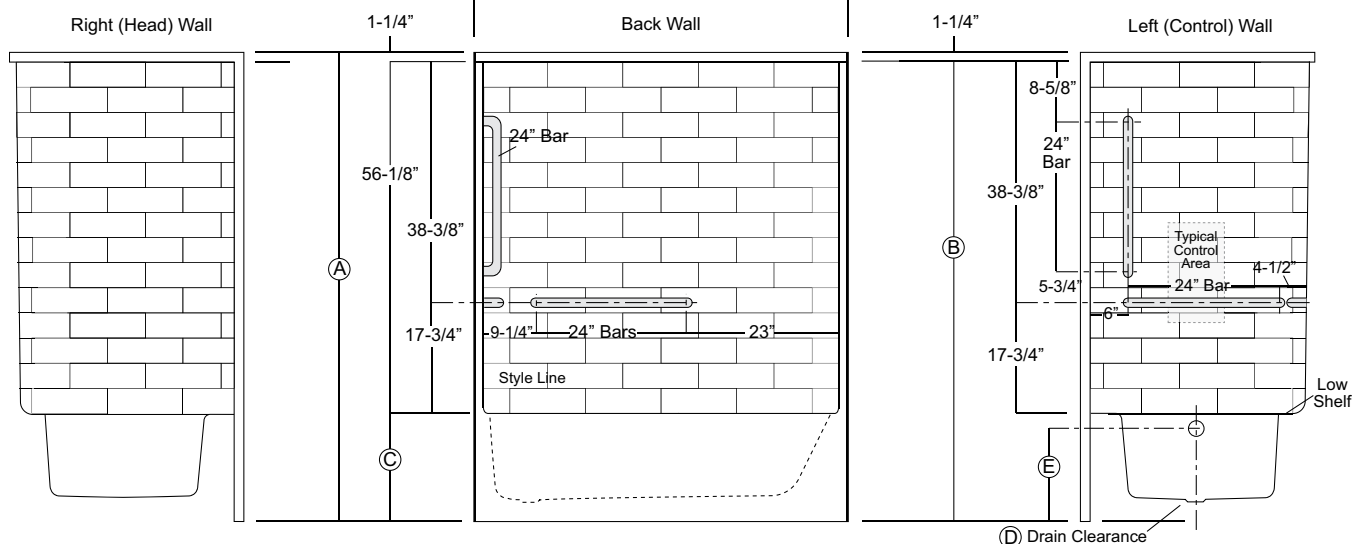
**Home Innovation**  
LAB CERTIFIED™

**ActivLife**  
solutions

	Std Unit	ABF Unit
A	73-3/8"	74-5/8"
B	72-1/8"	73-3/8"
C	16"	17-1/4"
D	1-3/4"	3"
E	13-3/4"	15"
F	-	-


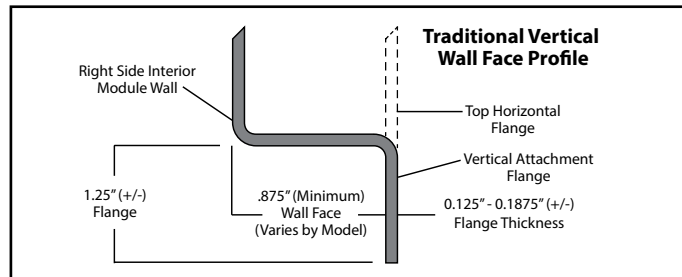


Enclosure Size:  
56-1/8" w (max) x 56-9/16" h (max)



Dimensions shown are maximum. Due to the nature of the materials involved, actual unit dimensions can vary (tolerances: +0 / -1/8 inch).  
Oasis reserves the right to modify or discontinue product and/or associated equipment without prior written or verbal notification or obligation.

Model ID	Package Code	Description (define configuration referencing drain end)
TST-6036 L (Std or ABF)	/ BP2-60 (left drain)	60" x 36", end drain, tub-shower with 16" (Std) or 17.25" (ABF) apron, and ActivLife 1.50" dia. stainless steel 3-bar package (single horizontal bars on back wall and control wall, single vertical bar on control wall).
TST-6036 R (Std or ABF)	/ BP2-60 (right drain)	
<b>Powder Coated Bar Packages (1.25-inch dia.)</b>		
TST-6036 L (Std or ABF)	/ BP2-60 WHT (left drain)	60" x 36", end drain, tub-shower with 16" (Std) or 17.25" (ABF) apron, and ActivLife 1.25" dia. white powder coated, 3-bar package (single horizontal bars on back wall and control wall, single vertical bar on control wall).
TST-6036 R (Std or ABF)	/ BP2-60 WHT (right drain)	
TST-6036 L (Std or ABF)	/ BP2-60 SNK (left drain)	60" x 36", end drain, tub-shower with 16" (Std) or 17.25" (ABF) apron, and ActivLife 1.25" dia. nickel 3-bar package (single horizontal bars on back wall and control wall, single vertical bar on control wall).
TST-6036 R (Std or ABF)	/ BP2-60 SNK (right drain)	
ADD / SHWR ROD-TS		Factory installed 1" dia. stainless steel shower curtain rod.



- Photo 1: Grab Bars: Factory-installed 1.50-inch diameter, concealed attachment, 18 gauge, #304 brushed stainless steel grab bars. Concealed attachment design provides tamper-resistance and minimizes debris collection areas at contact points, compared to common exposed flange bar designs, without compromising bar attachment integrity. (Reinforced areas include a structural core material encapsulated in FRP composite.)
- Photo 2: Grab Bars: Factory-installed 1.25-inch dia. powder coated (in finishes listed above), concealed attachment, 18 gauge, #304 stainless steel grab bars. Concealed attachment design provides tamper-resistance and minimizes debris collection areas at contact points, compared to common exposed flange bar designs, without compromising bar attachment integrity. (Reinforced areas include a structural core material encapsulated in FRP composite.)

#### Available Factory Installed Packages (model available without any component or reinforcement packages)

##### Component Packages:

- 5BAR package code: 5-bar package
- 4BAR package code: 4-bar package
- BP1-60 & BP2-60 package codes: 2-wall, 2-bar or 3-bar packages

##### Reinforced **ONLY** Packages:

- FH package code: reinforcement for a single vertical & horizontal bars, based on HUD/FHA-Fair Housing
- 3SM & 3SF package codes: expanded reinforcement packages, (with or without package components)