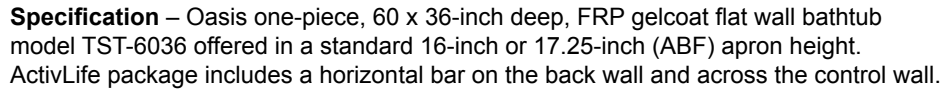


## 36-inch / Private Access / Bars Only




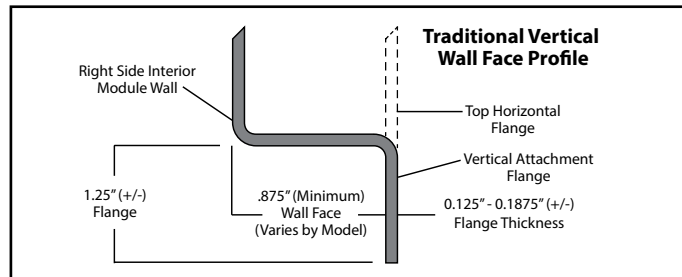
The bathtub listed is manufactured in compliance with ANSI Z124 Standards, and certified through an ongoing, independent quality assurance and testing program.

**TST-6036 L / BP1-60**  
(LH drain / 2-bar package)  
Model & Package Illustrated

**ActivLife**  
**solutions**

Dimensions shown are maximum. Due to the nature of the materials involved, actual unit dimensions can vary (tolerances: +0 / -1/8 inch). Oasis reserves the right to modify or discontinue product and/or associated equipment without prior written or verbal notification or obligation.

Model ID	Package Code	Description (define configuration referencing drain end)
TST-6036 L (Std or ABF)	/ BP1-60 (left drain)	60" x 36", end drain, tub-shower with 16" (Std) or 17.25" (ABF) apron, and ActivLife 1.50" dia. stainless steel 2-bar package (single horizontal back wall bar, single horizontal bar on control wall).
TST-6036 R (Std or ABF)	/ BP1-60 (right drain)	
<b>Powder Coated Bar Packages (1.25-inch dia.)</b>		
TST-6036 L (Std or ABF)	/ BP1-60 WHT (left drain)	60" x 36", end drain, tub-shower with 16" (Std) or 17.25" (ABF) apron, and ActivLife 1.25" dia. white powder coated 2-bar package (single horizontal back wall bar, single horizontal bar on control wall).
TST-6036 R (Std or ABF)	/ BP1-60 WHT (right drain)	
TST-6036 L (Std or ABF)	/ BP1-60 SNK (left drain)	60" x 36", end drain, tub-shower with 16" (Std) or 17.25" (ABF) apron, and ActivLife 1.25" dia. nickel 2-bar package (single horizontal back wall bar, single horizontal bar on control wall).
TST-6036 R (Std or ABF)	/ BP1-60 SNK (right drain)	
ADD / SHWR ROD-TS		Factory installed 1" dia. stainless steel shower curtain rod.



- Photo 1: Grab Bars: Factory-installed 1.50-inch diameter, concealed attachment, 18 gauge, #304 brushed stainless steel grab bars. Concealed attachment design provides tamper-resistance and minimizes debris collection areas at contact points, compared to common exposed flange bar designs, without compromising bar attachment integrity. (Reinforced areas include a structural core material encapsulated in FRP composite.)
- Photo 2: Grab Bars: Factory-installed 1.25-inch dia. powder coated (in finishes listed above), concealed attachment, 18 gauge, #304 stainless steel grab bars. Concealed attachment design provides tamper-resistance and minimizes debris collection areas at contact points, compared to common exposed flange bar designs, without compromising bar attachment integrity. (Reinforced areas include a structural core material encapsulated in FRP composite.)

#### Available Factory Installed Packages (model available without any component or reinforcement packages)

##### Component Packages:

- 5BAR package code: 5-bar package
- 4BAR package code: 4-bar package
- BP1-60 & BP2-60 package codes: 2-wall, 2-bar or 3-bar packages

##### Reinforced **ONLY** Packages:

- FH package code: reinforcement for a single vertical & horizontal bars, based on HUD/FHA-Fair Housing
- 3SM & 3SF package codes: expanded reinforcement packages, (with or without package components)