

Oasis 60 x 32 ABF Configured, Flat Wall Bathtub With (ICC/ANSI A117.1-2017) 4-Horizontal Bars, 1-Vertical Bar And Pivot-Hinge FOLDING Seat Package



Specification – Oasis one-piece, 60 x 32-inch deep, FRP gelcoat flat wall bathtub model TSFW-6032 ABF (18.25-inch apron) having a factory-equipped package in compliance with ICC/ANSI A 117.1-2017. Package includes 2-horizontal bars on back wall, single horizontal bar on head end wall, horizontal bar on control wall, vertical bar at entry on control wall, pivot-hinge FOLDING in-tub seat at head end and shower curtain rod.

Standards Certification:

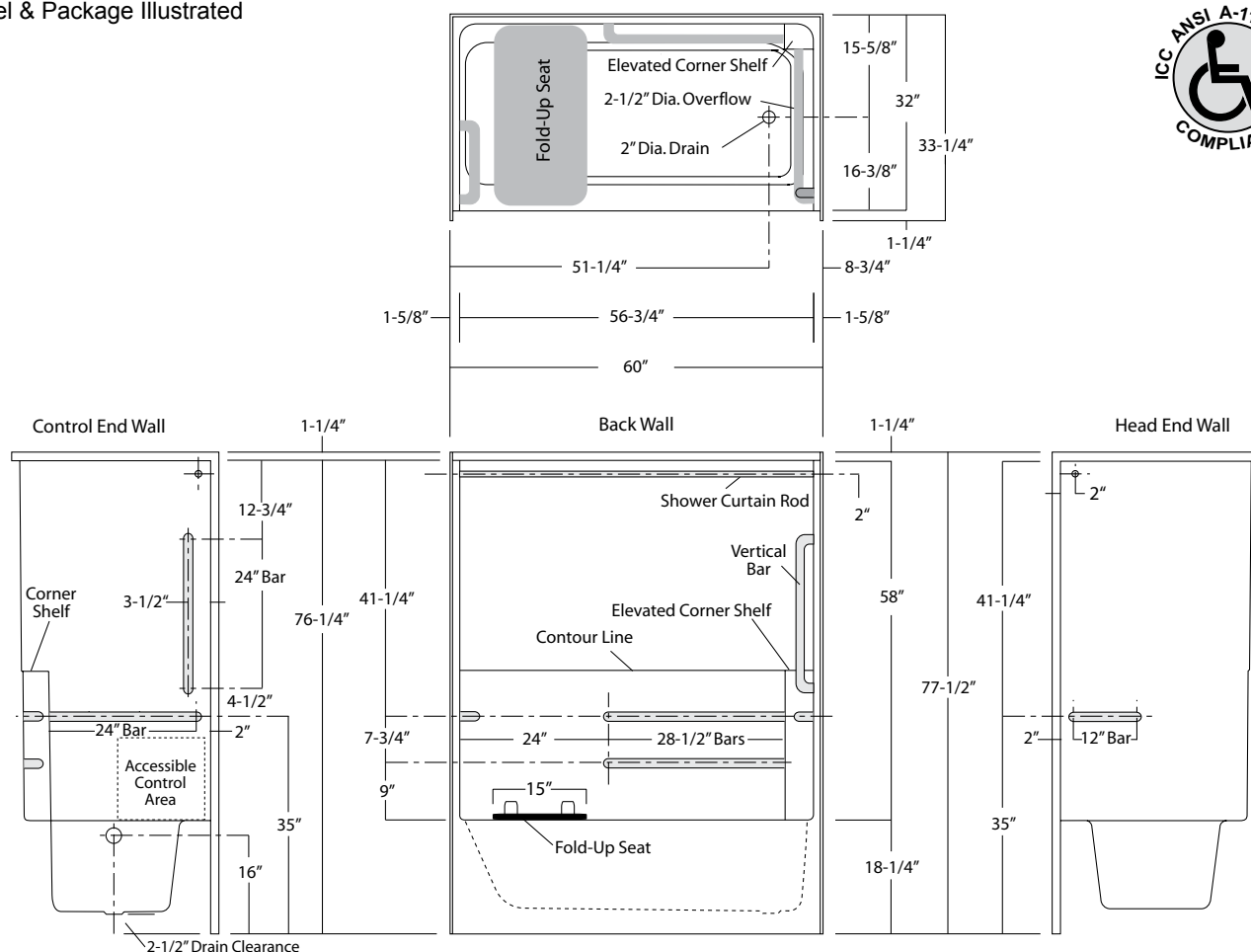
The bathtub listed is manufactured in compliance with ANSI Z124 Standards, and certified through an ongoing, independent quality assurance and testing program.

The factory-applied grab bars and seat package are installed in compliance with ICC / ANSI A117.1 Standards, and certified through an independent review program.

Oasis®


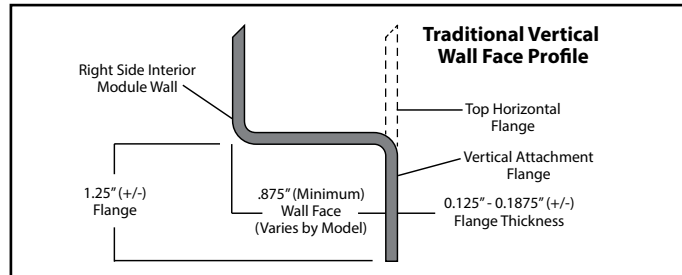
TSFW-6032 R ABF / ANS17-FLD
(RH drain / 18.25" apron)
Model & Package Illustrated


Home Innovation
LAB CERTIFIED™



Dimensions shown are maximum. Due to the nature of the materials involved, actual unit dimensions can vary (tolerances: +0 / -3/8 inch).
Oasis reserves the right to modify or discontinue product and/or associated equipment without prior written or verbal notification or obligation.

Model ID	Package Code	Description (define configuration referencing drain end)
TSFW-6032 L ABF / TSFW-6032 R ABF /	ANS17-FLD	60" x 32", end drain, flat wall tub-shower, with 18.25" apron, 5-bars (dual horizontal back wall bars, single horizontal bar on each end wall, single vertical bar on control wall) with white phenolic folding seat and shower curtain rod.
	DELETE / SHWR ROD-TS	Delete shower curtain rod from package. (DOES NOT compromise compliance).
Option:	CRT-TS	Site installed, white, 150 denier fabric, bottom weighted shower curtain with integrated rings.



- Photo 1: Grab Bars: Factory-installed 1.50-inch diameter, concealed attachment, 18 gauge, #304 brushed stainless steel grab bars. Concealed attachment design provides tamper-resistance and minimizes debris collection areas at contact points, compared to common exposed flange bar designs, without compromising bar attachment integrity. (Reinforced areas include a structural core material encapsulated in FRP composite.)
- Photo 2: FOLDING In-Tub Seat: Factory-installed seat with non-porous, high-pressure laminate upper and lower surfaces, fused to high-density phenolic core. The seat area secures to an 18 gauge, #304 stainless steel framework, and easily pivots upward to store along the wall without supplemental fasteners. Heavy-duty wall (hinge) bracket design eliminates supplemental legs and is formed from 10 gauge, #304 brushed stainless steel. (Reinforced area includes a structural core material encapsulated in FRP composite.)
- Photo 3: Shower Curtain Rod: Factory-installed 1.00-inch diameter, concealed attachment, 18 gauge, stainless steel shower curtain rod with polished finished.
- Photo 4: Shower Curtain: White, 150 denier fabric, bottom weighted shower curtain with integrated rings.

Available Factory Installed Packages (model available without any component or reinforcement packages)

Component Packages:

- ANS17 package code: 5-bar package with folding or removable RH or LH seat & shower rod, based on ANSI-2017
- ADA10 package code: 4-bar package with folding or removable RH or LH seat & shower rod, based on ADA-2010
- 5BAR package code: 5-bar package replicates ANSI17 bar configuration (less seat & shower rod)
- 4BAR package code: 4-bar package replicates ADA10 bar configuration (less seat & shower rod)
- BP1-60 & BP2-60 package codes: 2-wall, 2-bar or 3-bar packages

Reinforced ONLY Packages:

- FH package code: reinforcement for a single vertical & horizontal bars, based on HUD/FHA-Fair Housing
- 3SM & 3SF package codes: expanded reinforcement packages, (with or without package components)