

# Oasis 60 x 30, Flat Wall Bathtub With ActivLife 2-Bar (2-horizontal) Package

30-inch / Private Access / Bars Only



**Specification** – Oasis one-piece, 60 x 30-inch deep, FRP gelcoat flat wall bathtub model TSWF-6030, offered in a standard 16-inch (ABF) or 17.25-inch (XAF) apron height. ActivLife package includes a horizontal bar on the back wall and the control wall.

**Standards Certification:**

The bathtub listed is manufactured in compliance with ANSI Z 124 Standards, and certified through an ongoing, independent quality assurance and testing program.

The factory-applied grab bar package is certified through an independent review program.



**TSFW-6030 R / BP1-60**  
(RH drain / 2-bar package)  
Model & Package Illustrated

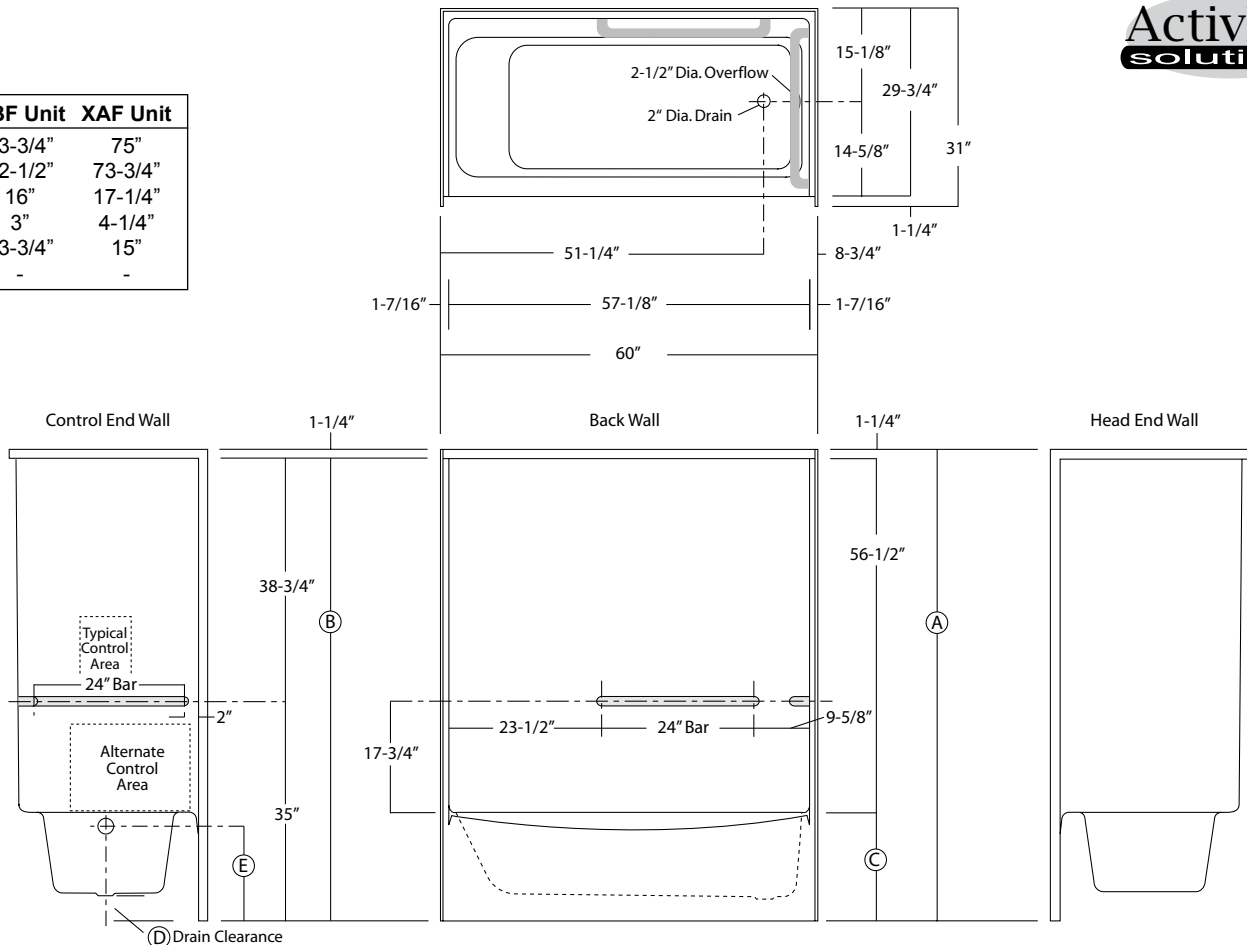
**NOTE:** Bar positioning prohibits the installation of a shower enclosure.



**Home Innovation**  
LAB CERTIFIED™



	ABF Unit	XAF Unit
A	73-3/4"	75"
B	72-1/2"	73-3/4"
C	16"	17-1/4"
D	3"	4-1/4"
E	13-3/4"	15"
F	-	-



Dimensions shown are maximum. Due to the nature of the materials involved, actual unit dimensions can vary (tolerances: +0 / -1/8 inch). Oasis reserves the right to modify or discontinue product and/or associated equipment without prior written or verbal notification or obligation.

Model ID	Package Code	Description (define configuration referencing drain end)
----------	--------------	----------------------------------------------------------

TSFW-6030 L (ABF or XAF) / BP1-60 (left drain)		60" x 30", flat-wall, end drain, tub-shower with 16" (ABF) or 17.25" (XAF) apron, and ActivLife 1.50" dia. stainless steel 2-bar package (single horizontal back wall bar, single horizontal bar on control wall).
TSFW-6030 R (ABF or XAF) / BP1-60 (right drain)		

**Powder Coated Bar Packages (1.25-inch dia.)**

TSFW-6030 L (ABF or XAF) / BP1-60 WHT (left drain)		60" x 30", flat-wall, end drain, tub-shower with 16" (ABF) or 17.25" (XAF) apron, and ActivLife 1.25" dia. white powder coated, 2-bar package (single horizontal back wall bar, single horizontal bar on control wall).
TSFW-6030 R (ABF or XAF) / BP1-60 WHT (right drain)		

TSFW-6030 L (ABF or XAF) / BP1-60 SNK (left drain)		60" x 30", flat-wall, end drain, tub-shower with 16" (ABF) or 17.25" (XAF) apron, and ActivLife 1.25" dia. nickel 2-bar package (single horizontal back wall bar, single horizontal bar on control wall).
TSFW-6030 R (ABF or XAF) / BP1-60 SNK (right drain)		

ADD / SHWR ROD-TS Factory installed 1" dia. stainless steel shower curtain rod.

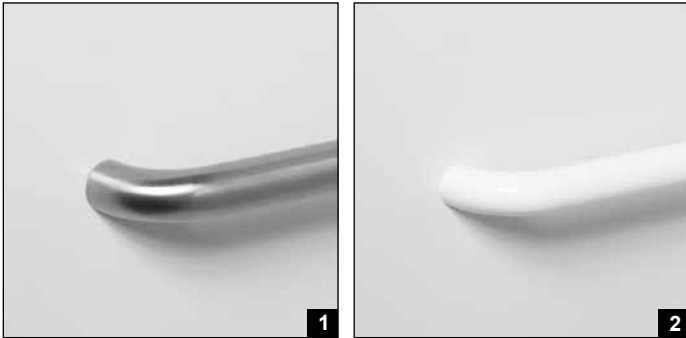
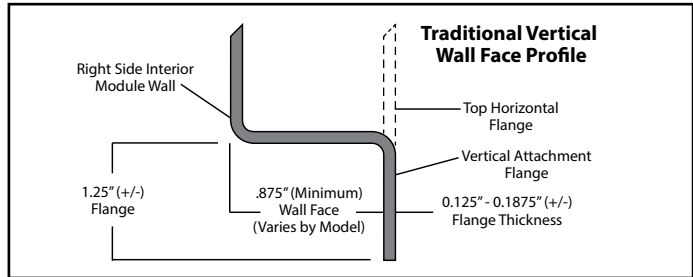


Photo 1: Grab Bars: Factory-installed 1.50-inch diameter, concealed attachment, 18 gauge, #304 brushed stainless steel grab bars. Concealed attachment design provides tamper-resistance and minimizes debris collection areas at contact points, compared to common exposed flange bar designs, without compromising bar attachment integrity. (Reinforced areas include a structural core material encapsulated in FRP composite.)

Photo 2: Grab Bars: Factory-installed 1.25-inch dia. powder coated (in finishes listed above), concealed attachment, 18 gauge, #304 stainless steel grab bars. Concealed attachment design provides tamper-resistance and minimizes debris collection areas at contact points, compared to common exposed flange bar designs, without compromising bar attachment integrity. (Reinforced areas include a structural core material encapsulated in FRP composite.)

**Available Factory Installed Packages (model available without any component or reinforcement packages)**

**Component Packages:**

- |                                   |                                                                                        |
|-----------------------------------|----------------------------------------------------------------------------------------|
| 1. ANS17 package code:            | 5-bar package with folding or removable RH or LH seat & shower rod, based on ANSI-2017 |
| 2. ADA10 package code:            | 4-bar package with folding or removable RH or LH seat & shower rod, based on ADA-2010  |
| 3. 5BAR package code:             | 5-bar package replicates ANS17 bar configuration (less seat & shower rod)              |
| 4. 4BAR package code:             | 4-bar package replicates ADA10 bar configuration (less seat & shower rod)              |
| 5. BP1-60 & BP2-60 package codes: | 2-wall, 2-bar or 3-bar packages                                                        |

**Reinforced ONLY Packages:**

- FH package code: reinforcement for a single vertical & horizontal bars, based on HUD/FHA-Fair Housing
- 3SM & 3SF package codes: expanded reinforcement packages, (with or without package components)

**NOTE:** XAF version is required for ADA & ANSI seat height compliance