

Oasis 60 x 32 ABF Configured, Flat Wall Bathtub With ActivLife 3-Bar (2-horizontal, 1-vertical) Package



Specification – Oasis one-piece, 60 x 32-inch deep, FRP gelcoat flat wall bathtub model TSF-6032 ABF with an 17.25-inch apron. ActivLife package includes a single horizontal bar on the back wall and control wall, and a vertical bar at the entry on the control wall.

Standards Certification:

The bathtub listed is manufactured in compliance with ANSI Z124 Standards, and certified through an ongoing, independent quality assurance and testing program.

The factory-applied grab bar package is certified through an independent review program.

32-inch / Private Access / Bars Only

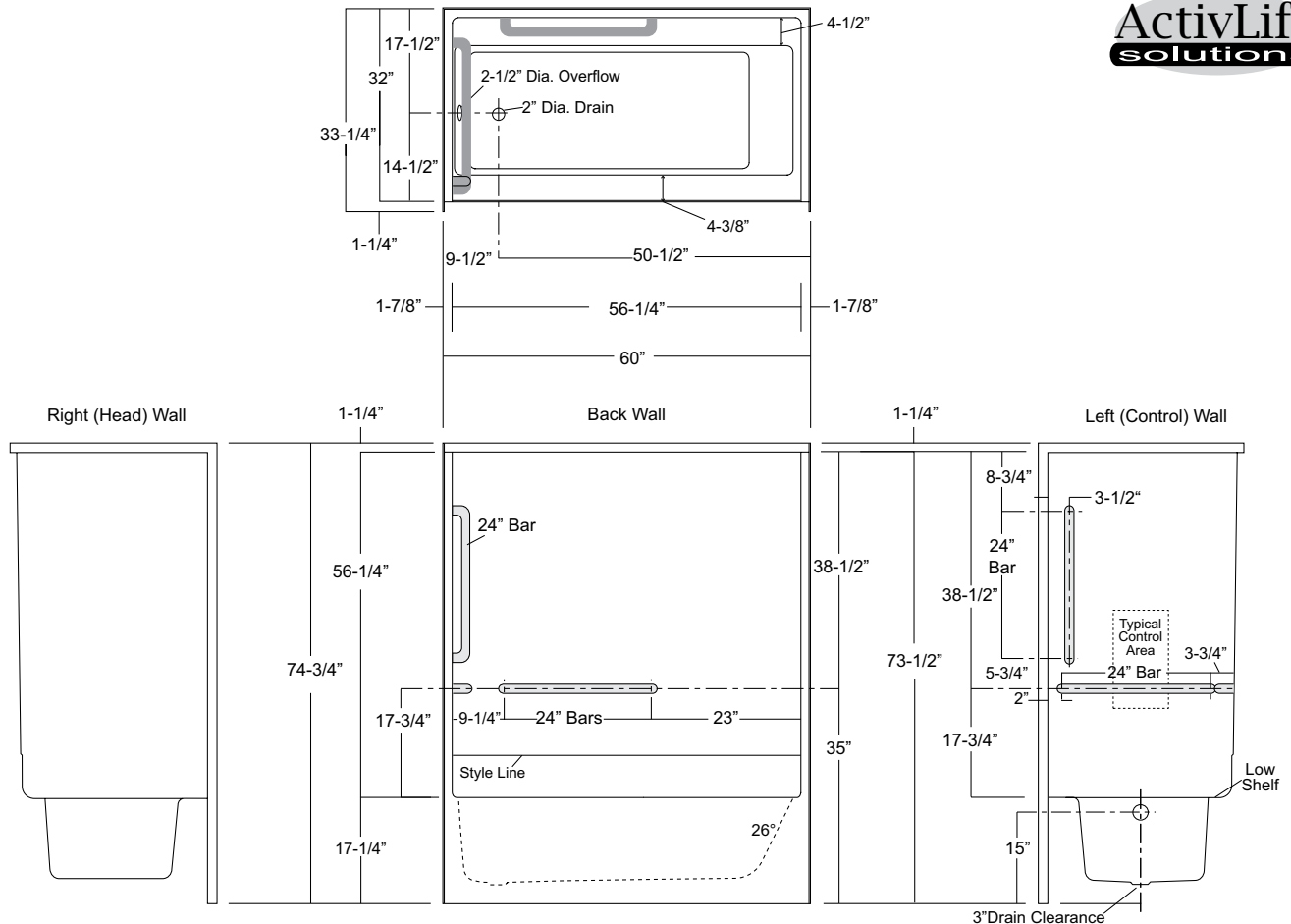


TSF-6032 L ABF / BP2-60
(LH drain / 3-bar package)
Model & Package Illustrated

NOTE: Bar positioning prohibits the installation of a shower enclosure.



Home Innovation
LAB CERTIFIED™



Dimensions shown are maximum. Due to the nature of the materials involved, actual unit dimensions can vary (tolerances: +0 / -1/8 inch). Oasis reserves the right to modify or discontinue product and/or associated equipment without prior written or verbal notification or obligation.

Model ID	Package Code	Description (define configuration referencing drain end)
TSF-6032 LABF	/ BP2-60 (left drain)	60" x 32", end drain, flat wall tub-shower, with 17.25" apron, and ActivLife 1.50" dia.
TSF-6032 R ABF	/ BP2-60 (right drain)	stainless steel 3-bar package (single horizontal bars on back wall and control wall, single vertical bar on control wall).
Powder Coated Bar Packages (1.25-inch dia.)		
TSF-6032 LABF	/ BP2-60 WHT (left drain)	60" x 32", end drain, flat wall tub-shower, with 17.25" apron, and ActivLife 1.25" dia.
TSF-6032 R ABF	/ BP2-60 WHT (right drain)	white powder coated, 3-bar package (single horizontal bars on back wall and control wall, single vertical bar on control wall).
TSF-6032 LABF	/ BP2-60 SNK (left drain)	60" x 32", end drain, flat wall tub-shower, with 17.25" apron, and ActivLife 1.25" dia.
TSF-6032 R ABF	/ BP2-60 SNK (right drain)	nickel 3-bar package (single horizontal bars on back wall and control wall, single vertical bar on control wall).
	ADD / SHWR ROD-TS	Factory installed 1" dia. stainless steel shower curtain rod.

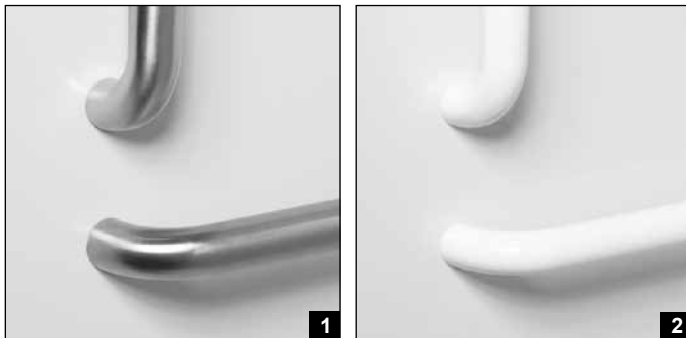
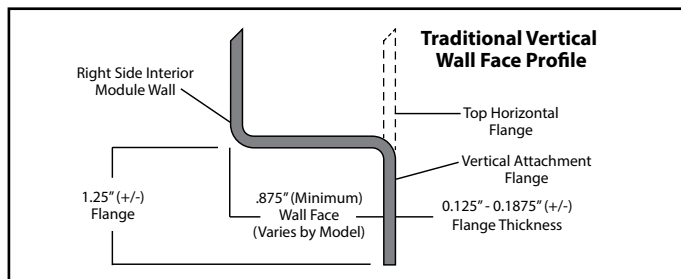


Photo 1: Grab Bars: Factory-installed 1.50-inch diameter, concealed attachment, 18 gauge, #304 brushed stainless steel grab bars. Concealed attachment design provides tamper-resistance and minimizes debris collection areas at contact points, compared to common exposed flange bar designs, without compromising bar attachment integrity. (Reinforced areas include a structural core material encapsulated in FRP composite.)

Photo 2: Grab Bars: Factory-installed 1.25-inch dia. powder coated (in finishes listed above), concealed attachment, 18 gauge, #304 stainless steel grab bars. Concealed attachment design provides tamper-resistance and minimizes debris collection areas at contact points, compared to common exposed flange bar designs, without compromising bar attachment integrity. (Reinforced areas include a structural core material encapsulated in FRP composite.)

Available Factory Installed Packages (model available without any component or reinforcement packages)

Component Packages:

- ANS17 package code: 5-bar package with folding or removable RH or LH seat & shower rod, based on ANSI-2017
- ADA10 package code: 4-bar package with folding or removable RH or LH seat & shower rod, based on ADA-2010
- 5BAR package code: 5-bar package replicates ANS17 bar configuration (less seat & shower rod)
- 4BAR package code: 4-bar package replicates ADA10 bar configuration (less seat & shower rod)
- BP1-60 & BP2-60 package codes: 2-wall, 2-bar or 3-bar packages

Reinforced ONLY Packages:

- FH package code: reinforcement for a single vertical & horizontal bars, based on HUD/FHA-Fair Housing
- 3SM & 3SF package codes: expanded reinforcement packages, (with or without package components)