

# Oasis 60 x 30 ABF Configured, Flat Wall Bathtub With ActivLife 5-Bar (4-horizontal, 1-vertical) Package (not for public accommodation)

30-inch / Private Access / Bars Only



**Specification** – Oasis one-piece, 60 x 30-inch deep, FRP gelcoat flat wall bathtub model TSF-6030 ABF, having a 17.25-inch apron height. ActivLife package includes 2-horizontal bars on back wall, single horizontal bar on head end wall and control wall, and a single vertical bar at entry on control wall.

**Standards Certification:**

The bathtub listed is manufactured in compliance with ANSI Z 124 Standards, and certified through an ongoing, independent quality assurance and testing program.

The factory-applied grab bar package is certified through an independent review program.



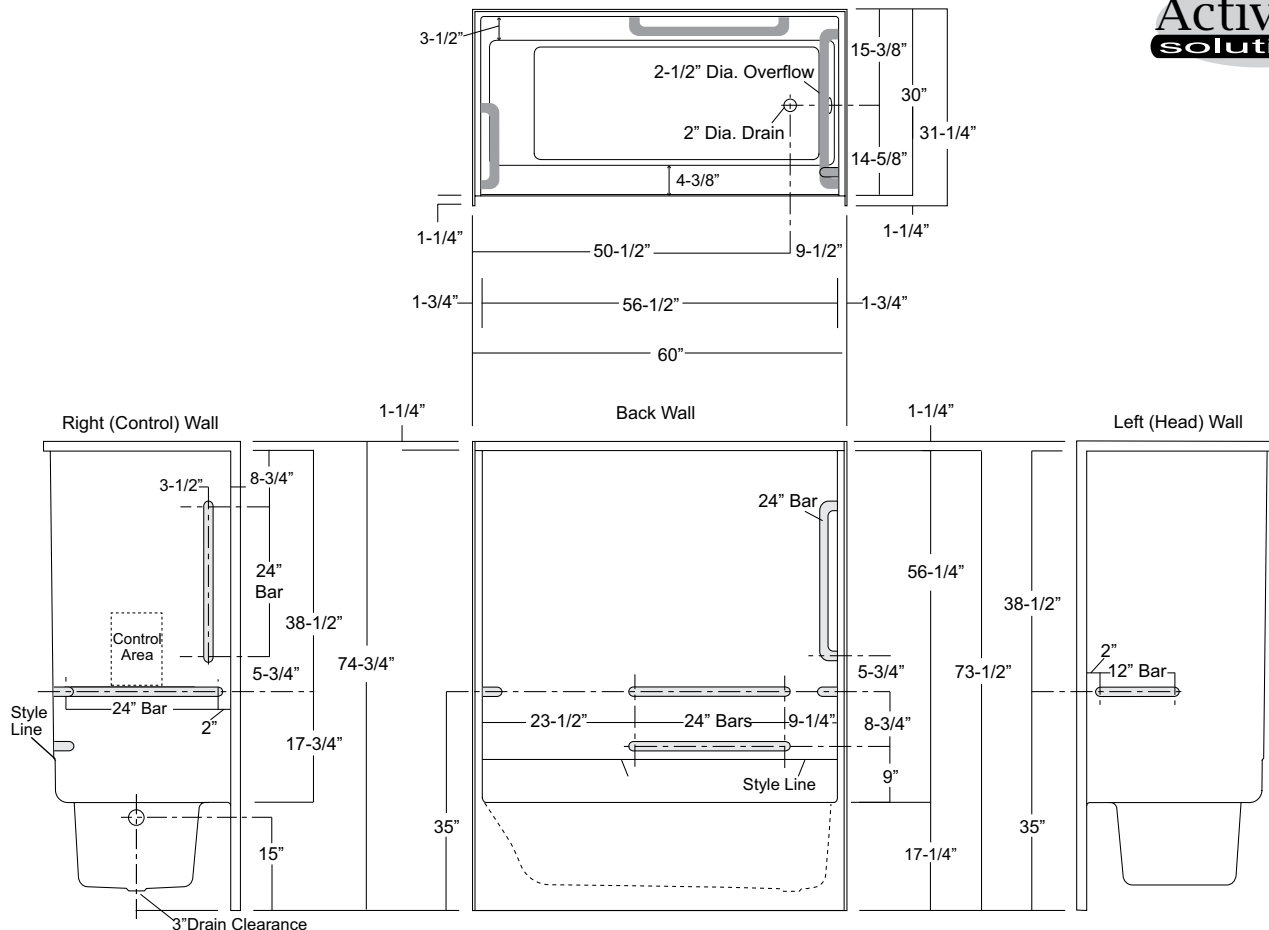
**TSF-6030 R ABF / 5BAR**  
(RH drain / 5-bar package)  
Model & Package Illustrated

**NOTE:** Bar positioning prohibits the installation of a shower enclosure.

**NOTE:** ADA & ANSI regulations limit the use of seat deleted packages to certain non-public use applications (see ADA & ANSI standards for restrictions).



**Home Innovation**  
LAB CERTIFIED™



Dimensions shown are maximum. Due to the nature of the materials involved, actual unit dimensions can vary (tolerances: +0 / -1/8 inch). Oasis reserves the right to modify or discontinue product and/or associated equipment without prior written or verbal notification or obligation.

Model ID	Package Code	Description (define configuration referencing drain end)
TSF-6030 LABF	/ 5BAR (left drain)	60" x 30", flat-wall, end drain, tub-shower with 17.25" apron, ActivLife 1.50" dia. stainless steel 5-bar package (single horizontal bars on head end wall and control wall, two horizontal bars on the back wall and a single vertical bar on control wall).
TSF-6030 R ABF	/ 5BAR (right drain)	
<b>Powder Coated Bar Packages (1.25-inch dia.)</b>		
TSF-6030 LABF	/ 5BAR WHT (left drain)	60" x 30", flat-wall, end drain, tub-shower, with 17.25" apron, ActivLife 1.25" dia. white powder coated 5-bar package (single horizontal bars on head end wall and control wall, two horizontal bars on the back wall and a single vertical bar on control wall).
TSF-6030 R ABF	/ 5BAR WHT (right drain)	
TSF-6030 LABF	/ 5BAR SNK (left drain)	60" x 30", flat-wall, end drain, tub-shower, with 17.25" apron, ActivLife 1.25" dia. nickel 5-bar package (single horizontal bars on head end wall and control wall, two horizontal bars on the back wall and a single vertical bar on control wall).
TSF-6030 R ABF	/ 5BAR SNK (right drain)	
	ADD / SHWR ROD-TS	Factory installed 1" dia. stainless steel shower curtain rod.

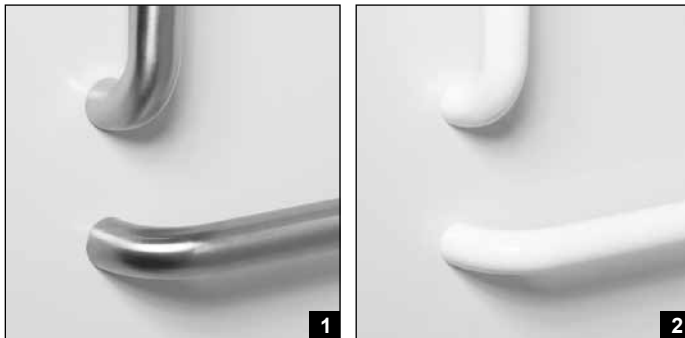
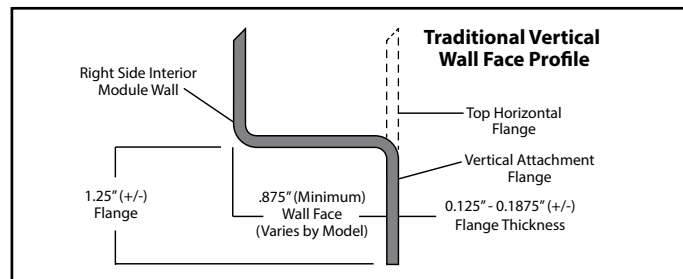


Photo 1: Grab Bars: Factory-installed 1.50-inch diameter, concealed attachment, 18 gauge, #304 brushed stainless steel grab bars. Concealed attachment design provides tamper-resistance and minimizes debris collection areas at contact points, compared to common exposed flange bar designs, without compromising bar attachment integrity. (Reinforced areas include a structural core material encapsulated in FRP composite.)

Photo 2: Grab Bars: Factory-installed 1.25-inch dia. powder coated (in finishes listed above), concealed attachment, 18 gauge, #304 stainless steel grab bars. Concealed attachment design provides tamper-resistance and minimizes debris collection areas at contact points, compared to common exposed flange bar designs, without compromising bar attachment integrity. (Reinforced areas include a structural core material encapsulated in FRP composite.)

#### Available Factory Installed Packages (model available without any component or reinforcement packages)

##### Component Packages:

- ANS17 package code: 5-bar package with folding or removable RH or LH seat & shower rod, based on ANSI-2017
- ADA10 package code: 4-bar package with folding or removable RH or LH seat & shower rod, based on ADA-2010
- 5BAR package code: 5-bar package replicates ANS17 bar configuration (less seat & shower rod)
- 4BAR package code: 4-bar package replicates ADA10 bar configuration (less seat & shower rod)
- BP1-60 & BP2-60 package codes: 2-wall, 2-bar or 3-bar packages

##### Reinforced ONLY Packages:

- FH package code: reinforcement for a single vertical & horizontal bars, based on HUD/FHA-Fair Housing
- 3SM & 3SF package codes: expanded reinforcement packages, (with or without package components)