

ACRYLLUS SERIES
'OPEN TOP'
TUB / SHOWER

Oasis



60-INCH MODEL

TSA-6033

Rough-In Dimen.

60" wide x 34" deep x 76-3/4" high (w/ 16-inch apron)

Finished Dimen.

60" wide x 32-3/4" deep x 75-1/2" high (w/ 16-inch apron)

Unit Features



- One - Piece Fiberglass Composite Construction
- Vacuum Formed Acrylic Surface
- Gelcoat Style Mounting Flanges
- 2" Dia. Drain / RH or LH (see reverse side for location)
- 2-1/2" Dia. Overflow (see reverse side for location)
- Generous, Multi-Level Back Wall Shelving
- Balsa Wood Core Floor Structure

Special Notes

- Optional ABF Model (provides 3-inches of drain clearance)
- UL Listed Whirlpool System Available
- Factory Applied Bar Packages Available
- 'Integral Dome' Model Available (see TSA-DM-6033)
- Available Only In White (WHT) & Biscuit (BSC) Colors

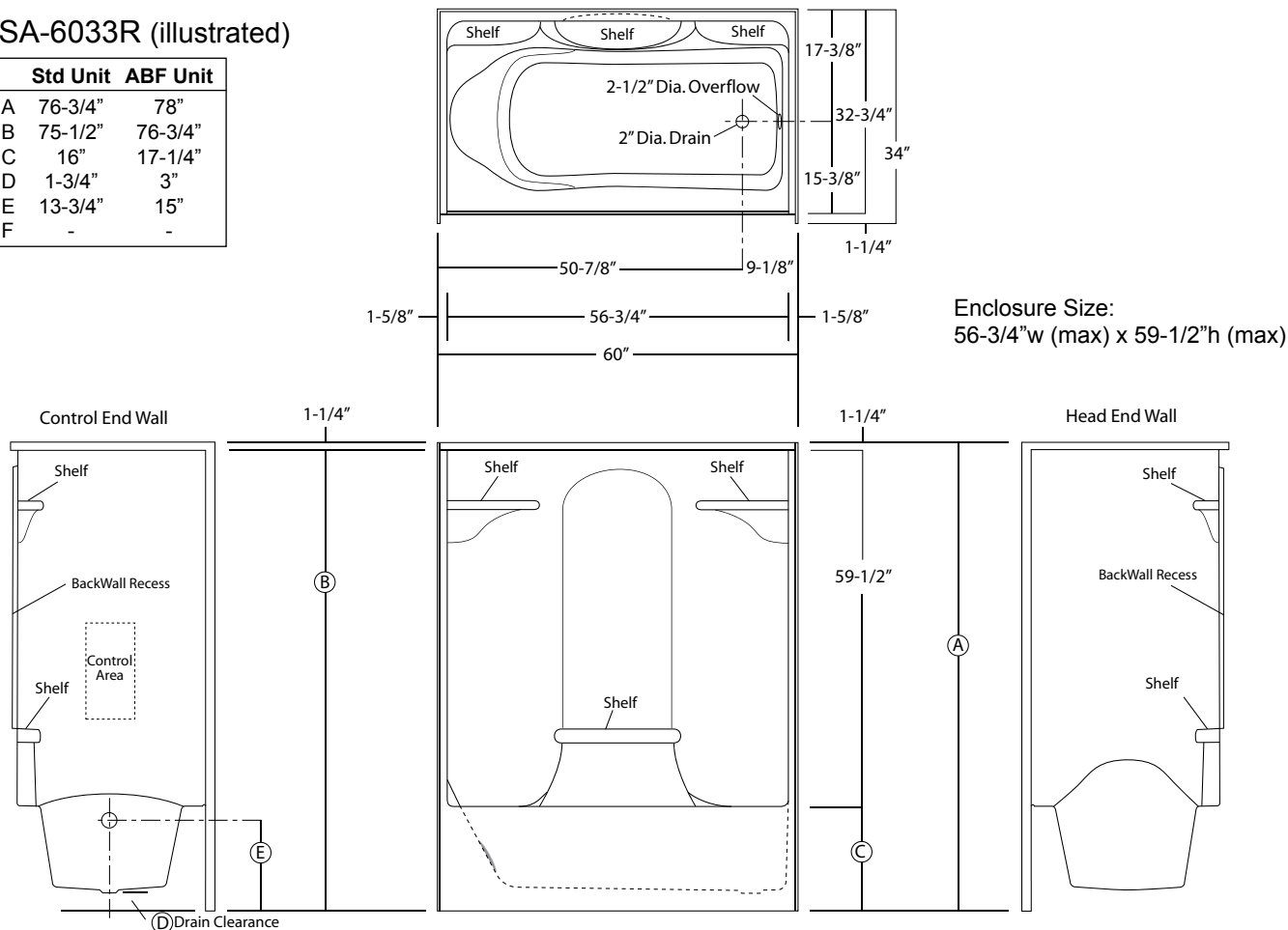
Order No.: TSA-6033R (RH drain / 16" apron)
TSA-6033L (LH drain / 16" apron)

TSA-6033R ABF (RH drain / 17-1/4" apron)
TSA-6033L ABF (LH drain / 17-1/4" apron)

60" x 32-3/4", one-piece vacuum formed open top acrylic tub/shower, gelcoat style mounting flanges, 16" apron (1-3/4" drain clearance), wall surround, and end drain as indicated.

TSA-6033R (illustrated)

	Std Unit	ABF Unit
A	76-3/4"	78"
B	75-1/2"	76-3/4"
C	16"	17-1/4"
D	1-3/4"	3"
E	13-3/4"	15"
F	-	-



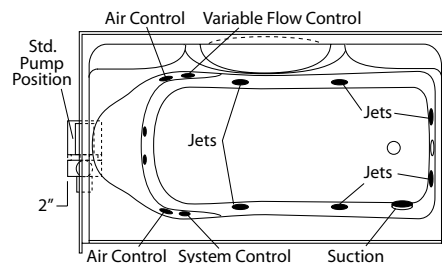
Package Order No.: CWS (Carress System)

Package includes: 4-Adjustable side jets, 4-micro pulse foot jets, 2-micro pulse back jets, variable flow control, twin air controls, electronic system control, and 13.0 amp pump/motor.

Options:	In-Line Heater (1*)	(order: ILH)
	Trim Upgrade (1*)	
	Chrome	(order: CWS-CHR)
	Brushed (Satin) Nickel	(order: CWS-SNK)
	SS Shower Rod (1*)	(order: ADD/SHWR ROD-TS)

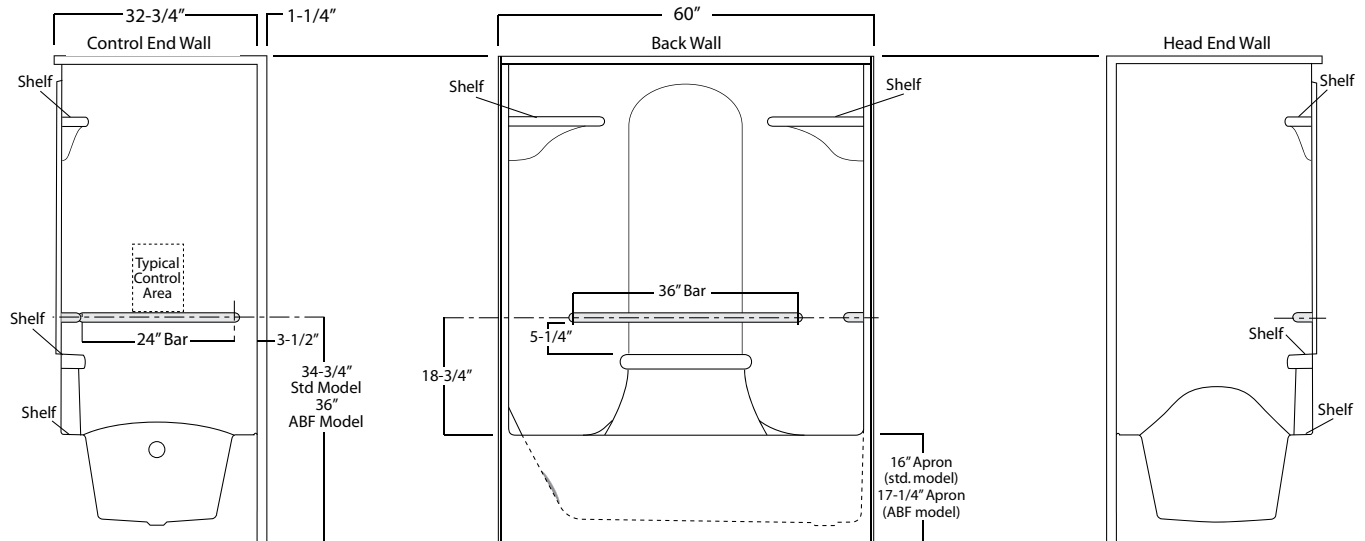
Notes: (1*) Factory installed options
(2*) Includes system control upgrade
System available with component packages.

Sump Dimen: 55" long x 21" wide x 13-1/2" deep
Sump Capacity: 41 gal. (unoccupied - to overflow)
Whirlpool Operating: 33 gal.



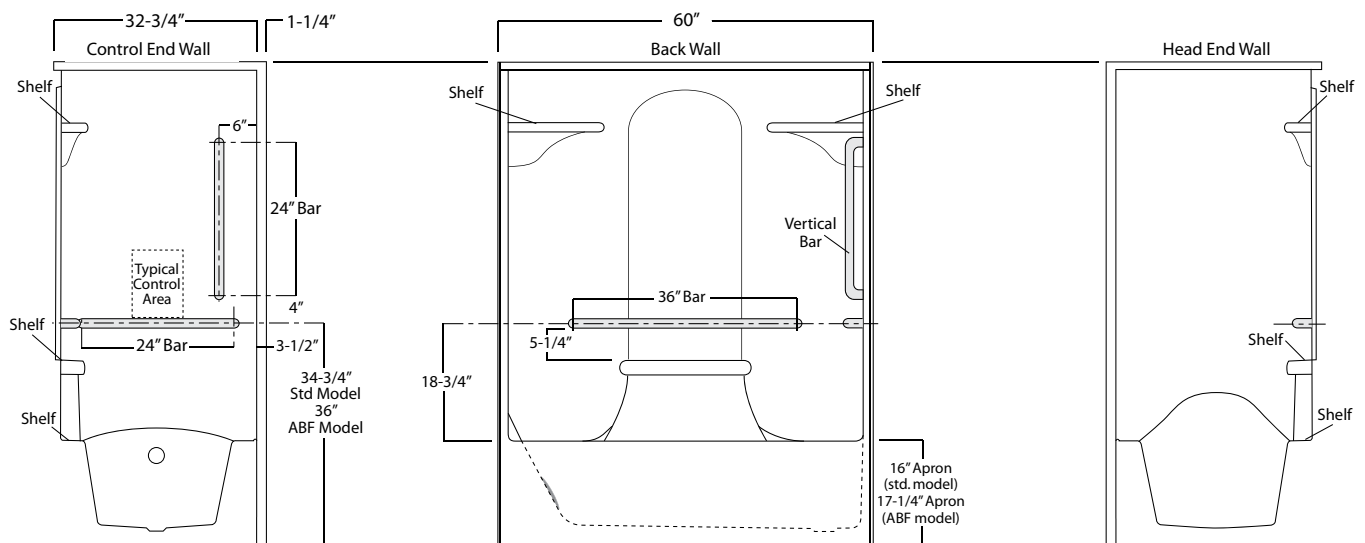
Package Order No.: BP1-60 (2-bar only package)
Upgrade Package No.: BP1-60 WHT (1-1/4" dia., white powder coat, 2-bar only package)
 BP1-60 SNK (1-1/4" dia., satin nickel, 2-bar only package)

Package Includes: Factory installed, 1-1/2" dia. stainless steel, 2-bar package with basic reinforcement for components (as shown).



Package Order No.: BP2-60 (3-bar only package)
Upgrade Package No.: BP2-60 WHT (1-1/4" dia., white powder coat, 3-bar only package)
 BP2-60 SNK (1-1/4" dia., satin nickel, 3-bar only package)

Package Includes: Factory installed, 1-1/2" dia. stainless steel, 3-bar package with basic reinforcement for components (as shown).



Photographic images may include optional components and appear different than actual product.
 Dimensions shown are maximum. Due to the nature of the materials involved, actual unit dimensions can vary (tolerances: +/-1/8 inch)
 Oasis reserves the right to modify or discontinue product and/or associated equipment without prior written or verbal notification or obligation.