

Oasis 60 x 32 Bathtub With ActivLife 5-Bar (4-horizontal, 1-vertical) Package (not for public accommodation)

32-inch / Private Access / Bars Only



Specification – Oasis one-piece, 60 x 32-inch deep, FRP gelcoat bathtub model TS-6032, offered in a standard 16-inch or 17.25-inch (ABF) apron height. ActivLife package includes 2-horizontal bars on back wall, single horizontal bar on head end and control walls, and a single vertical bar at entry on control wall.

Standards Certification:

The bathtub listed is manufactured in compliance with ANSI Z124 Standards, and certified through an ongoing, independent quality assurance and testing program.

The factory-applied grab bar package is certified through an independent review program.



TS-6032 R / 5BAR
(RH drain / 5-bar package)
Model & Package Illustrated

NOTE: Positioning of factory attached grab bars allow for installation of a shower enclosure.

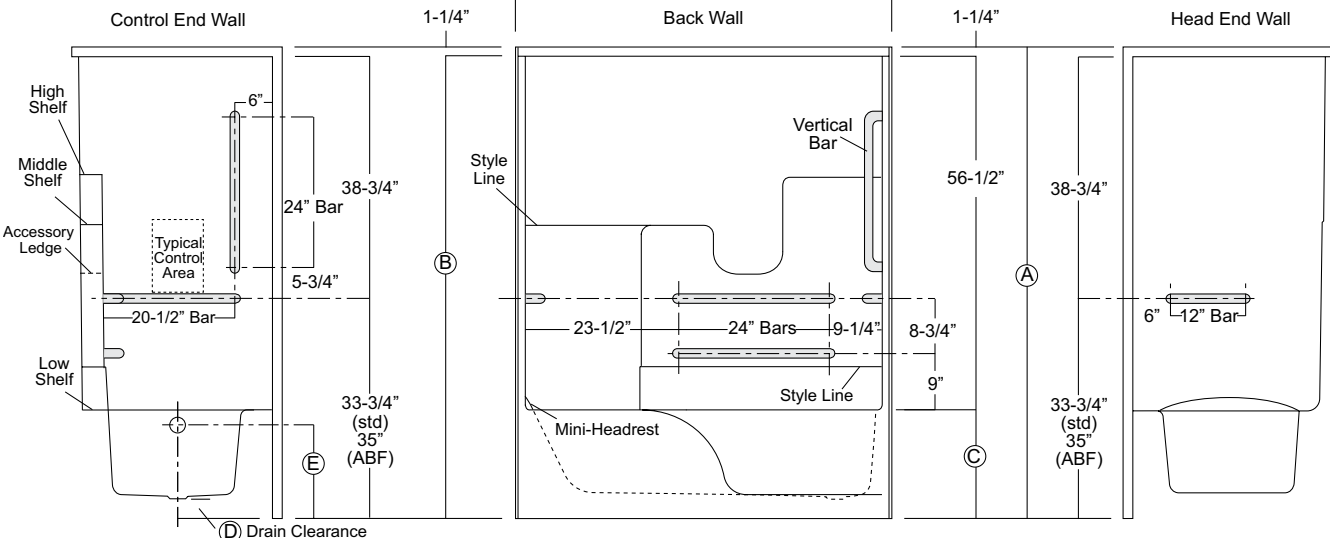
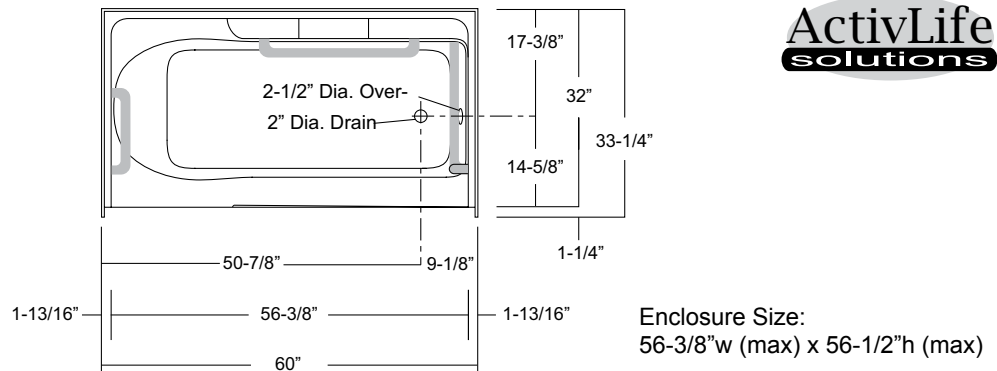
NOTE: ADA & ANSI regulations limit the use of seat deleted packages to certain non-public use applications (see ADA & ANSI standards for restrictions).



Home Innovation
LAB CERTIFIED™



| | Std Unit | ABF Unit |
|---|----------|----------|
| A | 73-3/4" | 75" |
| B | 72-1/2" | 73-3/4" |
| C | 16" | 17-1/4" |
| D | 1-3/4" | 3" |
| E | 13-3/4" | 15" |
| F | - | - |



Dimensions shown are maximum. Due to the nature of the materials involved, actual unit dimensions can vary (tolerances: +0 / -3/8 inch). Oasis reserves the right to modify or discontinue product and/or associated equipment without prior written or verbal notification or obligation.

| Model ID | Package Code | Description (define configuration referencing drain end) |
|--|--------------------------|---|
| TS-6032 L (Std or ABF) | / 5BAR (left drain) | 60" x 32", end drain, tub-shower with 16" (Std) or 17.25" (ABF) apron, and ActivLife 1.50" dia. stainless steel 5-bar package (single horizontal bars on head end wall and control wall, two horizontal bars on the back wall and a single vertical bar on control wall). |
| TS-6032 R (Std or ABF) | / 5BAR (right drain) | |
| Powder Coated Bar Packages (1.25-inch dia.) | | |
| TS-6032 L (Std or ABF) | / 5BAR WHT (left drain) | 60" x 32", end drain, tub-shower with 16" (Std) or 17.25" (ABF) apron, and ActivLife 1.25" dia. white powder coated 5-bar package (single horizontal bars on head end wall and control wall, two horizontal bars on the back wall and a single vertical bar on control wall). |
| TS-6032 R (Std or ABF) | / 5BAR WHT (right drain) | |
| TS-6032 L (Std or ABF) | / 5BAR SNK (left drain) | 60" x 32", end drain, tub-shower with 16" (Std) or 17.25" (ABF) apron, and ActivLife 1.25" dia. nickel 5-bar package (single horizontal bars on head end wall and control wall, two horizontal bars on the back wall and a single vertical bar on control wall). |
| TS-6032 R (Std or ABF) | / 5BAR SNK (right drain) | |
| ADD / SHWR ROD-TS | | Factory installed 1" dia. stainless steel shower curtain rod. |

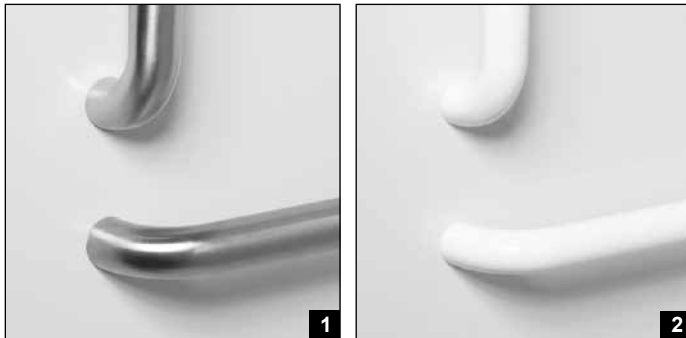
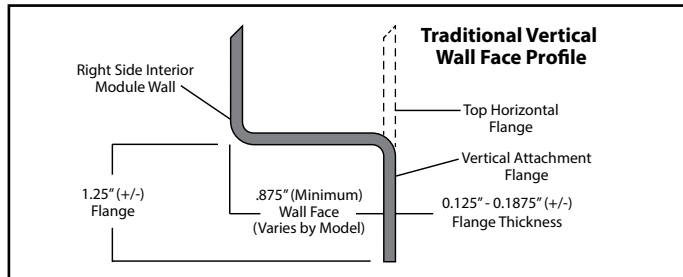


Photo 1: Grab Bars: Factory-installed 1.50-inch diameter, concealed attachment, 18 gauge, #304 brushed stainless steel grab bars. Concealed attachment design provides tamper-resistance and minimizes debris collection areas at contact points, compared to common exposed flange bar designs, without compromising bar attachment integrity. (Reinforced areas include a structural core material encapsulated in FRP composite.)

Photo 2: Grab Bars: Factory-installed 1.25-inch dia. powder coated (in finishes listed above), concealed attachment, 18 gauge, #304 stainless steel grab bars. Concealed attachment design provides tamper-resistance and minimizes debris collection areas at contact points, compared to common exposed flange bar designs, without compromising bar attachment integrity. (Reinforced areas include a structural core material encapsulated in FRP composite.)

Available Factory Installed Packages (model available without any component or reinforcement packages)

Component Packages:

- 1. ANS17 package code: 5-bar package with folding or removable RH or LH seat & shower rod, based on ANSI-2017
- 2. ADA10 package code: 4-bar package with folding or removable RH or LH seat & shower rod, based on ADA-2010
- 3. 5BAR package code: 5-bar package replicates ANS17 bar configuration (less seat & shower rod)
- 4. 4BAR package code: 4-bar package replicates ADA10 bar configuration (less seat & shower rod)
- 5. BP1-60 & BP2-60 package codes: 2-wall, 2-bar or 3-bar packages

Reinforced ONLY Packages:

- 6. FH package code: reinforcement for a single vertical & horizontal bars, based on HUD/FHA-Fair Housing
- 7. 3SM & 3SF package codes: expanded reinforcement packages, (with or without package components)

NOTE: ABF version is required for ADA & ANSI seat height compliance