

# Oasis 60 x 30 Bathtub With ActivLife 2-Bar (2-horizontal) Package

30-inch / Private Access / Bars Only



**Specification** – Oasis one-piece, 60 x 30-inch deep, FRP gelcoat bathtub model TS-6030, offered in a 17.25-inch (ABF) apron height. ActivLife package includes a horizontal bar on the back wall and across the control wall.

**Standards Certification:**

The bathtub listed is manufactured in compliance with ANSI Z124 Standards, and certified through an ongoing, independent quality assurance and testing program.

The factory-applied grab bar package is certified through an independent review program.

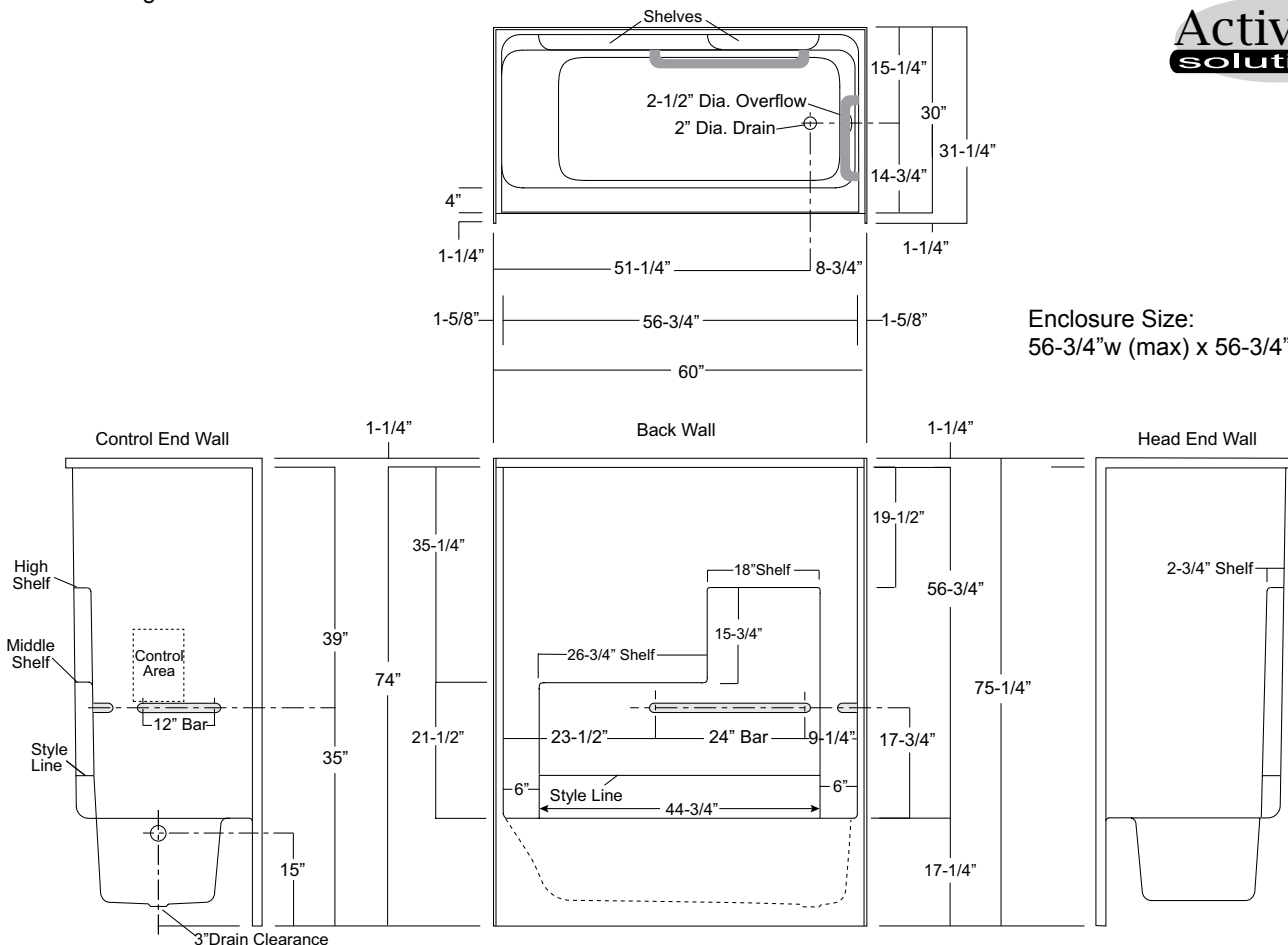


**TS-6030 R ABF / BP1-60**  
(RH drain / 2-bar package)  
Model & Package Illustrated

**NOTE:** Positioning of factory attached grab bars allow for the installation of a shower enclosure.



**Home Innovation**  
LAB CERTIFIED™



Enclosure Size:  
56-3/4" w (max) x 56-3/4" h (max)

Dimensions shown are maximum. Due to the nature of the materials involved, actual unit dimensions can vary (tolerances: +0 / -1/8 inch). Oasis reserves the right to modify or discontinue product and/or associated equipment without prior written or verbal notification or obligation.

Model ID	Package Code	Description (define configuration referencing drain end)
TS-6030 L ABF TS-6030 R ABF	/ BP1-60 (left drain) / BP1-60 (right drain)	60" x 30", end drain, tub-shower, with 17.25" (ABF) apron, and ActivLife 1.50" dia. stainless steel 2-bar package (single horizontal back wall bar, single horizontal bar on control wall).
<b>Powder Coated Bar Packages (1.25-inch dia.)</b>		
TS-6030 L ABF TS-6030 R ABF	/ BP1-60 WHT (left drain) / BP1-60 WHT (right drain)	60" x 30", end drain, tub-shower, with 17.25" (ABF) apron, and ActivLife 1.25" dia. white powder coated, 2-bar package (single horizontal back wall bar, single horizontal bar on control wall).
TS-6030 L ABF TS-6030 R ABF	/ BP1-60 SNK (left drain) / BP1-60 SNK (right drain)	60" x 30", end drain, tub-shower, with 17.25" (ABF) apron, and ActivLife 1.25" dia. nickel 2-bar package (single horizontal back wall bar, single horizontal bar on control wall).
ADD / SHWR ROD-TS <i>Factory installed 1" dia. stainless steel shower curtain rod.</i>		

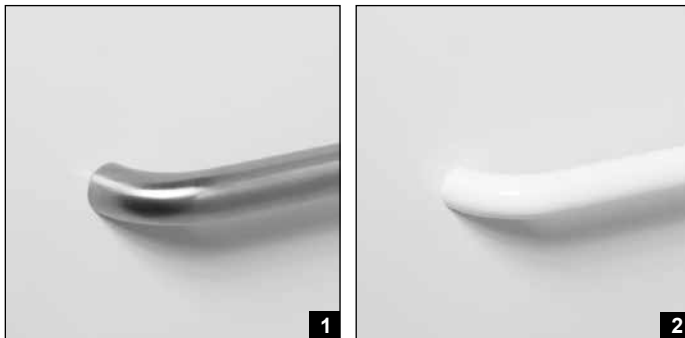
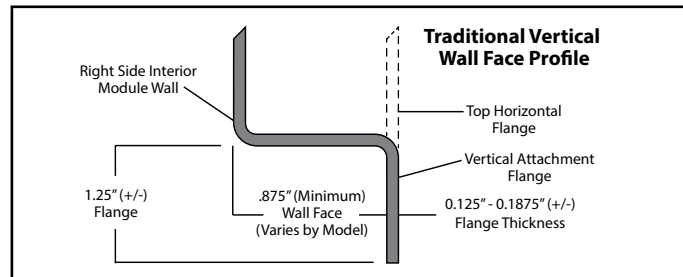


Photo 1: Grab Bars: Factory-installed 1.50-inch diameter, concealed attachment, 18 gauge, #304 brushed stainless steel grab bars. Concealed attachment design provides tamper-resistance and minimizes debris collection areas at contact points, compared to common exposed flange bar designs, without compromising bar attachment integrity. (Reinforced areas include a structural core material encapsulated in FRP composite.)

Photo 2: Grab Bars: Factory-installed 1.25-inch dia. powder coated (in finishes listed above), concealed attachment, 18 gauge, #304 stainless steel grab bars. Concealed attachment design provides tamper-resistance and minimizes debris collection areas at contact points, compared to common exposed flange bar designs, without compromising bar attachment integrity. (Reinforced areas include a structural core material encapsulated in FRP composite.)

**Available Factory Installed Packages** (model available without any component or reinforcement packages)

**Component Packages:**

- 5BAR package code: 5-bar package replicates ANS17 bar configuration (less seat & shower rod)
- 4BAR package code: 4-bar package replicates ADA10 bar configuration (less seat & shower rod)
- BP1-60 & BP2-60 package codes: 2-wall, 2-bar or 3-bar packages

**Reinforced ONLY Packages:**

- FH package code: reinforcement for a single vertical & horizontal bars, based on HUD/FHA-Fair Housing
- 3SM & 3SF package codes: expanded reinforcement packages, (with or without package components)