

Oasis 60 x 30 Bathtub With ActivLife 4-Bar (4-horizontal) Package (not for public accommodation)



Specification – Oasis one-piece, 60 x 32-inch deep, FRP gelcoat bathtub model TS-6032, offered in a 17.25-inch (ABF) apron height. ActivLife package includes 2-horizontal bars on back wall along with a single horizontal bar on head end wall and on the control wall.

Standards Certification:

The bathtub listed is manufactured in compliance with ANSI Z124 Standards, and certified through an ongoing, independent quality assurance and testing program.

The factory-applied grab bar package is certified through an independent review program.

30-inch / Private Access / Bars Only



TS-6030 R ABF / 4BAR
(RH drain / 4-bar package)
Model & Package Illustrated

NOTE: Positioning of factory attached grab bars allow for installation of a shower enclosure.

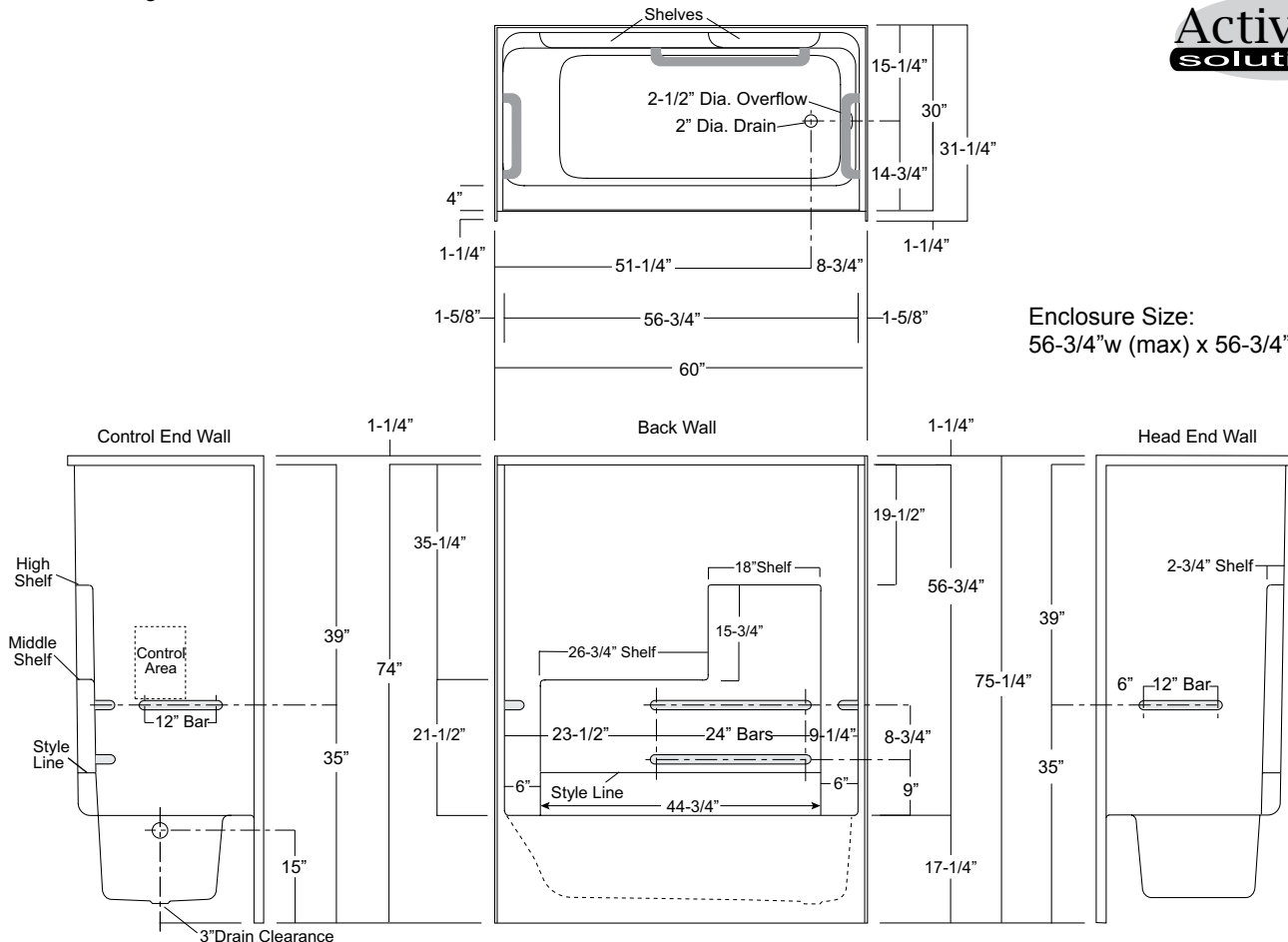
NOTE: ADA & ANSI regulations limit the use of seat deleted packages to certain non-public use applications (see ADA & ANSI standards for restrictions).



Home Innovation
LAB CERTIFIED™



Enclosure Size:
56-3/4" w (max) x 56-3/4" h (max)



Dimensions shown are maximum. Due to the nature of the materials involved, actual unit dimensions can vary (tolerances: +0 / -3/8 inch). Oasis reserves the right to modify or discontinue product and/or associated equipment without prior written or verbal notification or obligation.

Model ID	Package Code	Description (define configuration referencing drain end)
TS-6030 L ABF TS-6030 R ABF	/ 4BAR (left drain) / 4BAR (right drain)	60" x 30", end drain, tub-shower with 17.25" (ABF) apron, and ActivLife 1.50" dia. stainless steel 4-bar package (single horizontal bars on head end wall and control wall, and two horizontal bars on the back wall).
Powder Coated Bar Packages (1.25-inch dia.)		
TS-6030 L ABF TS-6030 R ABF	/ 4BAR WHT (left drain) / 4BAR WHT (right drain)	60" x 30", end drain, tub-shower with 17.25" (ABF) apron, and ActivLife 1.25" dia. white powder coated 4-bar package (single horizontal bars on head end wall and control wall, and two horizontal bars on the back wall).
TS-6030 L ABF TS-6030 R ABF	/ 4BAR SNK (left drain) / 4BAR SNK (right drain)	60" x 30", end drain, tub-shower with 17.25" (ABF) apron, and ActivLife 1.25" dia. nickel 4-bar package (single horizontal bars on head end wall and control wall, and two horizontal bars on the back wall).
	ADD / SHWR ROD-TS	Factory installed 1" dia. stainless steel shower curtain rod.

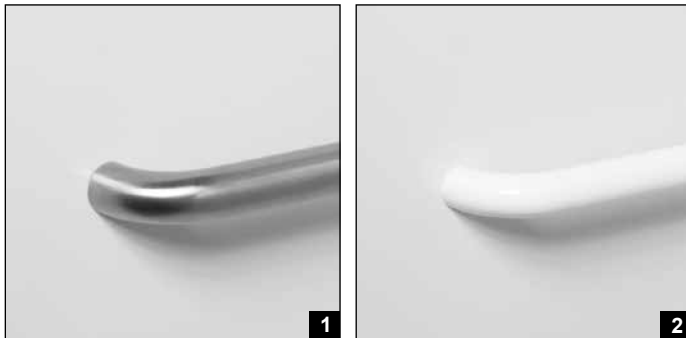
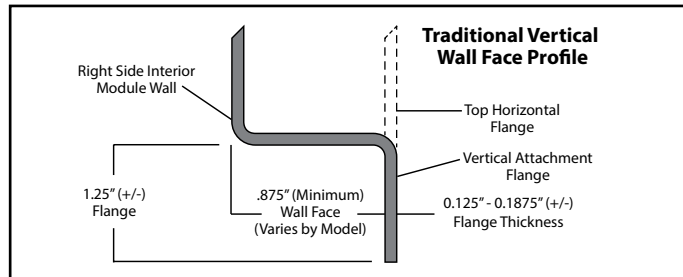


Photo 1: Grab Bars: Factory-installed 1.50-inch diameter, concealed attachment, 18 gauge, #304 brushed stainless steel grab bars. Concealed attachment design provides tamper-resistance and minimizes debris collection areas at contact points, compared to common exposed flange bar designs, without compromising bar attachment integrity. (Reinforced areas include a structural core material encapsulated in FRP composite.)

Photo 2: Grab Bars: Factory-installed 1.25-inch dia. powder coated (in finishes listed above), concealed attachment, 18 gauge, #304 stainless steel grab bars. Concealed attachment design provides tamper-resistance and minimizes debris collection areas at contact points, compared to common exposed flange bar designs, without compromising bar attachment integrity. (Reinforced areas include a structural core material encapsulated in FRP composite.)

Available Factory Installed Packages (model available without any component or reinforcement packages)

Component Packages:

- 5BAR package code: 5-bar package replicates ANS17 bar configuration (less seat & shower rod)
- 4BAR package code: 4-bar package replicates ADA10 bar configuration (less seat & shower rod)
- BP1-60 & BP2-60 package codes: 2-wall, 2-bar or 3-bar packages

Reinforced ONLY Packages:

- FH package code: reinforcement for a single vertical & horizontal bars, based on HUD/FHA-Fair Housing
- 3SM & 3SF package codes: expanded reinforcement packages, (with or without package component)