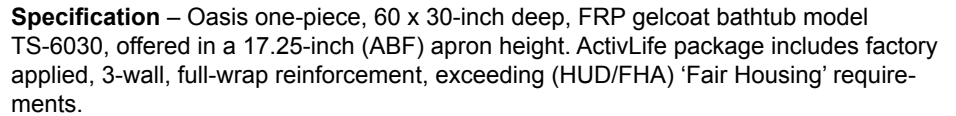
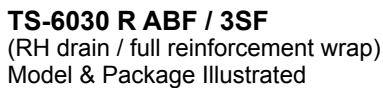


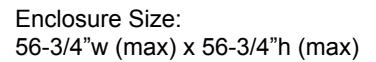
30-inch / Private Access / Reinforced Only



The bathtub listed is manufactured in compliance with ANSI Z124 Standards, and certified through an ongoing, independent quality assurance and testing program.

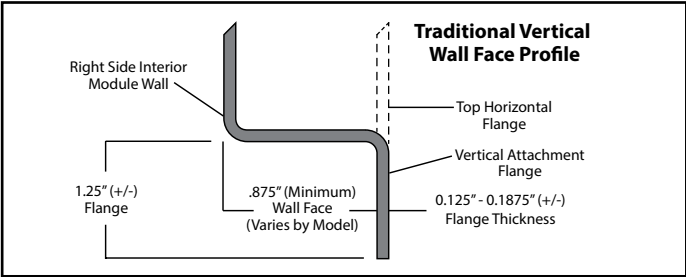


ActivLife
solutions



Dimensions shown are maximum. Due to the nature of the materials involved, actual unit dimensions can vary (tolerances: +0 / -3/8 inch). Oasis reserves the right to modify or discontinue product and/or associated equipment without prior written or verbal notification or obligation.

Model ID	Package Code	Description (define configuration referencing drain end)
TS-6030 L ABF	/ 3SF (left drain)	60" x 30", end drain, tub-shower, with 17.25" (ABF) apron, and ActivLife 3-side, full-wrap reinforcement.
TS-6030 R ABF	/ 3SF (right drain)	



Available Factory Installed Packages (model available without any component or reinforcement packages)

Component Packages:

- 1. 5BAR package code: 5-bar package replicates ANS17 bar configuration (less seat & shower rod)
- 2. 4BAR package code: 4-bar package replicates ADA10 bar configuration (less seat & shower rod)
- 3. BP1-60 & BP2-60 package codes: 2-wall, 2-bar or 3-bar packages

Reinforced ONLY Packages:

- 4. FH package code: reinforcement for a single vertical & horizontal bars, based on HUD/FHA-Fair Housing
- 5. 3SM & 3SF package codes: expanded reinforcement packages, (with or without package component)