

Oasis 4-Piece, 60 x 32 Bathtub With ActivLife 3-Bar (2-horizontal, 1-vertical) Package

32-inch / Private Access / Bars Only



Specification – Oasis 4-piece, 60 x 32-inch deep, FRP gelcoat bathtub model TS4P-6032, offered in a standard 16-inch or 17.25-inch (ABF) apron height. ActivLife package includes a single horizontal bar on the back wall and control wall, and a vertical bar at the entry on the control wall.

Standards Certification:

The bathtub listed is manufactured in compliance with ANSI Z124 Standards, and certified through an ongoing, independent quality assurance and testing program.

The factory-applied grab bar package is certified through an independent review program.



TS4P-6032 R / BP2-60
(RH drain / 3-bar package)
Model & Package Illustrated

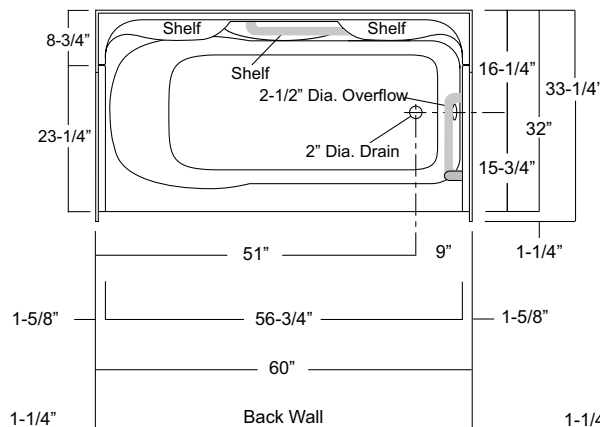
NOTE: Positioning of factory attached grab bars allow for the installation of a shower enclosure.



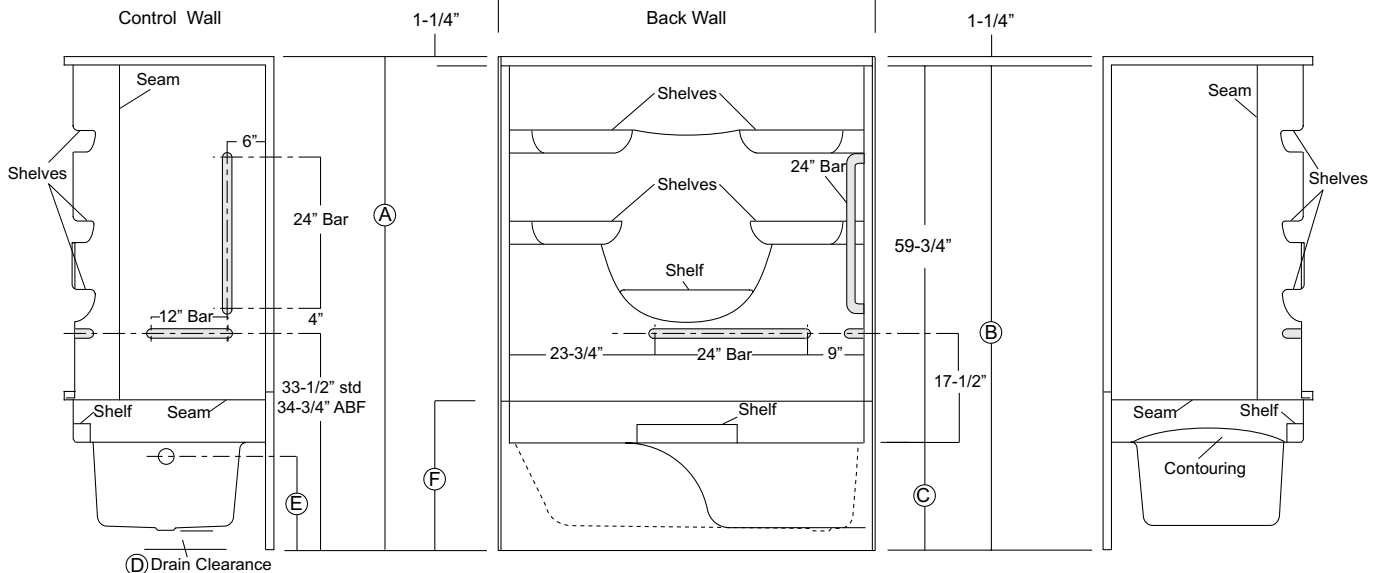
Home Innovation
LAB CERTIFIED™



| | Base Unit | ABF Unit |
|---|-----------|----------|
| A | 77" | 78-1/4" |
| B | 75-3/4" | 77" |
| C | 16" | 17-1/4" |
| D | 1-3/4" | 3" |
| E | 13-3/4" | 15" |
| F | 22-3/4" | 24" |



Enclosure Size:
56-3/4" w (max) x 59-3/4" h (max)



Dimensions shown are maximum. Due to the nature of the materials involved, actual unit dimensions can vary (tolerances: +0 / -1/8 inch). Oasis reserves the right to modify or discontinue product and/or associated equipment without prior written or verbal notification or obligation.

| Model ID | Package Code | Description (define configuration referencing drain end) |
|----------|--------------|----------------------------------------------------------|
|----------|--------------|----------------------------------------------------------|

| | | |
|--------------------------|------------------------|--------------------------------------------------------------------------------------------------------------------------------------------------------------------------------------------------------------------------------------|
| TS4P-6032 L (Std or ABF) | / BP2-60 (left drain) | 60" x 32", 4-piece, end drain, tub-shower, with 16" (Std) or 17.25" (ABF) apron, and ActivLife 1.50" dia. stainless steel 3-bar package (single horizontal bars on back wall and control wall, single vertical bar on control wall). |
| TS4P-6032 R (Std or ABF) | / BP2-60 (right drain) | |

Powder Coated Bar Packages (1.25-inch dia.)

| | | |
|--------------------------|----------------------------|-------------------------------------------------------------------------------------------------------------------------------------------------------------------------------------------------------------------------------------------|
| TS4P-6032 L (Std or ABF) | / BP2-60 WHT (left drain) | 60" x 32", 4-piece, end drain, tub-shower, with 16" (Std) or 17.25" (ABF) apron, and ActivLife 1.25" dia. white powder coated, 3-bar package (single horizontal bars on back wall and control wall, single vertical bar on control wall). |
| TS4P-6032 R (Std or ABF) | / BP2-60 WHT (right drain) | |

| | | |
|--------------------------|----------------------------|----------------------------------------------------------------------------------------------------------------------------------------------------------------------------------------------------------------------------|
| TS4P-6032 L (Std or ABF) | / BP2-60 SNK (left drain) | 60" x 32", 4-piece, end drain, tub-shower with 16" (Std) or 17.25" (ABF) apron, and ActivLife 1.25" dia. nickel 3-bar package (single horizontal bars on back wall and control wall, single vertical bar on control wall). |
| TS4P-6032 R (Std or ABF) | / BP2-60 SNK (right drain) | |

ADD / SHWR ROD-TS Factory installed 1" dia. stainless steel shower curtain rod.

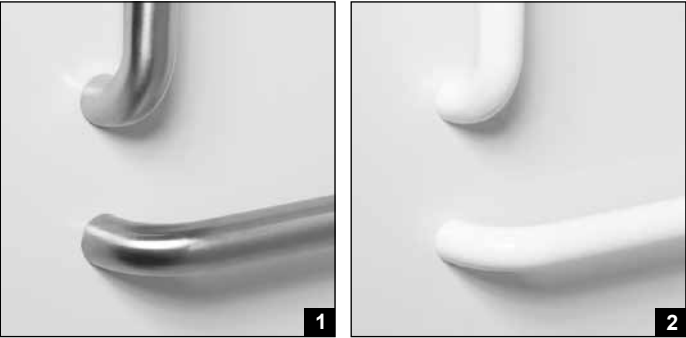
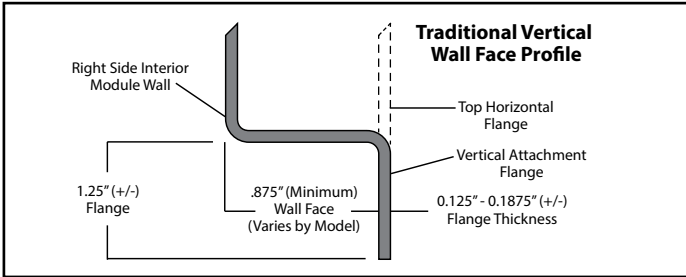


Photo 1: Grab Bars: Factory-installed 1.50-inch dia. stainless steel, concealed attachment, 18 gauge, #304 brushed stainless steel grab bars. Concealed attachment design provides tamper-resistance and minimizes debris collection areas at contact points, compared to common exposed flange bar designs, without compromising bar attachment integrity. (Reinforced areas include a structural core material encapsulated in FRP composite.)

Photo 2: Grab Bars: Factory-installed 1.25-inch dia. powder coated (in finishes listed above), concealed attachment, 18 gauge, #304 stainless steel grab bars. Concealed attachment design provides tamper-resistance and minimizes debris collection areas at contact points, compared to common exposed flange bar designs, without compromising bar attachment integrity. (Reinforced areas include a structural core material encapsulated in FRP composite.)

Available Factory Installed Packages (model available without any component or reinforcement packages)

Component Packages:

- BP1-60 & BP2-60 package codes: 2-wall, 2-bar or 3-bar packages

Reinforced ONLY Packages:

- FH package code: reinforcement for vertical & horizontal bars, based on HUD/FHA-Fair Housing