

Oasis 60-inch, Simulated Tile Shower Compartment With ActivLife 3-Bar (2-horizontal / 1-vertical) And Folding Seat Package



Specification – Oasis one-piece FRP gelcoat shower compartment SHT-6034, offered in a standard 3-inch or 5-inch (ABF) dam configuration. ActivLife package includes a horizontal bar across the back wall and side wall opposite the seat, a vertical bar on the side wall opposite the seat, and a folding seat.

Standards Certification:

The shower compartment listed is manufactured in compliance with ANSI Z124 Standards, and certified through an ongoing, independent quality assurance and testing program.

The factory-applied grab bar and seat package are certified through an independent review program.

Oasis

SHT-6034 / TLV-LS
(LH seat / 3-bar package)
Model & Package Illustrated

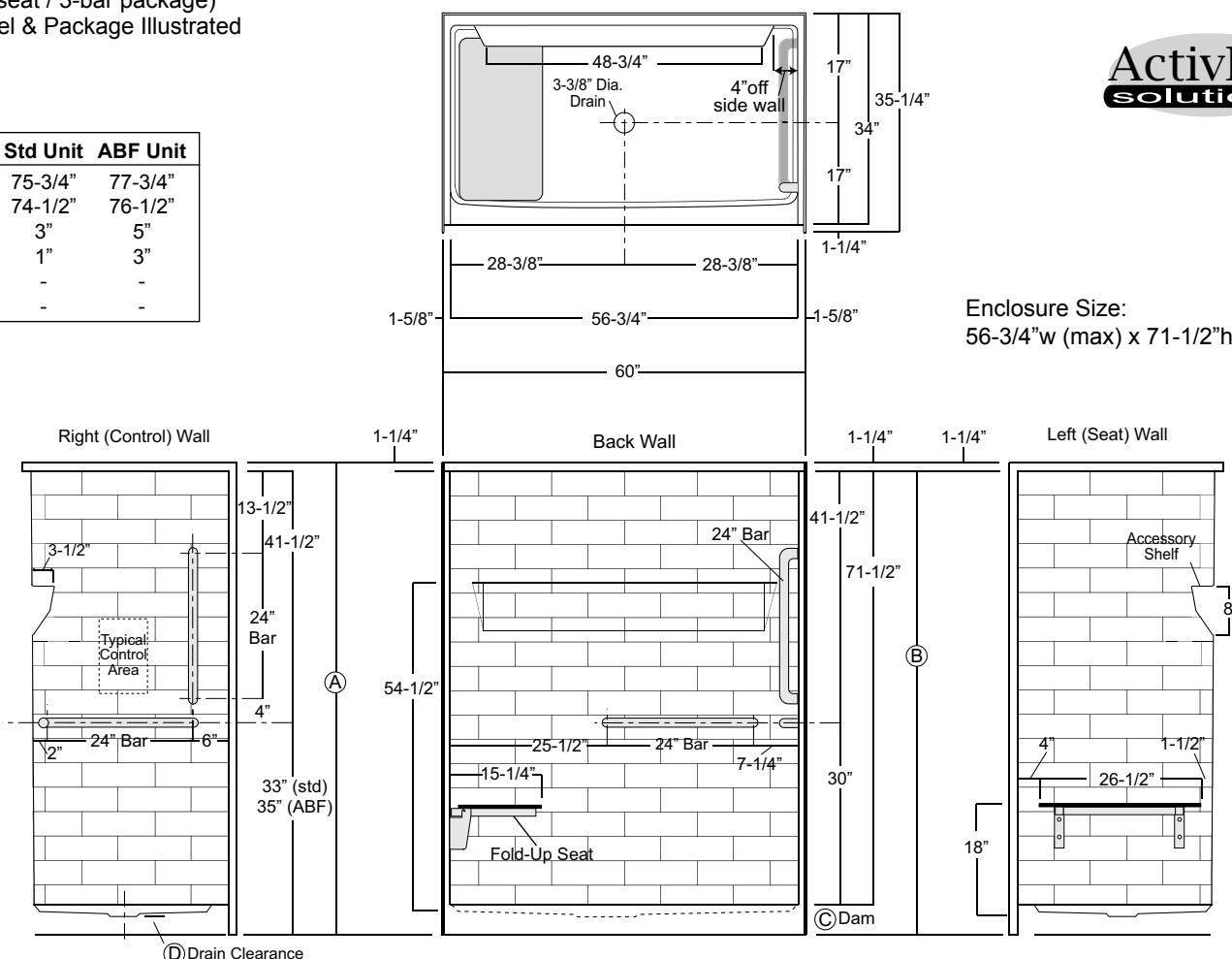
| | Std Unit | ABF Unit |
|---|----------|----------|
| A | 75-3/4" | 77-3/4" |
| B | 74-1/2" | 76-1/2" |
| C | 3" | 5" |
| D | 1" | 3" |
| E | - | - |
| F | - | - |

NOTE: Positioning of factory attached grab bars and seat allow for the installation of a shower enclosure.



Home Innovation
LAB CERTIFIED™

ActivLife
solutions


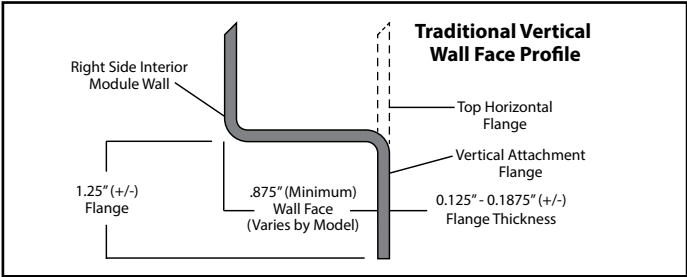


Dimensions shown are maximum. Due to the nature of the materials involved, actual unit dimensions can vary (tolerances: + / - 1/8 inch).
Oasis reserves the right to modify or discontinue product and/or associated equipment without prior written or verbal notification or obligation.

| Model ID | Package Code | Description (define configuration referencing seat side) |
|-----------------------|-----------------------|---|
| SHT-6034 (Std or ABF) | / TLV-RS (right seat) | 60" x 34", center drain shower with 3" (std) or 5" (ABF) dam, and ActivLife 1.50" dia. stainless steel 3-bar and seat package (single horizontal back wall bar, single horizontal and vertical bar on side wall opposite seat, and folding seat). |
| SHT-6034 (Std or ABF) | / TLV-LS (left seat) | |

Powder Coated Bar Packages (1.25-inch dia.)

| | | |
|-----------------------|---------------------------|---|
| SHT-6034 (Std or ABF) | / TLV-RS WHT (right seat) | 60" x 34", center drain shower with 3" (std) or 5" (ABF) dam, and ActivLife 1.25" dia. white powder coated 3-bar and seat package (single horizontal back wall bar, single horizontal and vertical bar on side wall opposite seat, and folding seat). |
| SHT-6034 (Std or ABF) | / TLV-LS WHT (left seat) | |
| SHT-6034 (Std or ABF) | / TLV-RS SNK (right seat) | 60" x 34", center drain shower with 3" (std) or 5" (ABF) dam, and ActivLife 1.25" dia. nickel finish 3-bar and seat package (single horizontal back wall bar, single horizontal and vertical bar on side wall opposite seat, and folding seat). |
| SHT-6034 (Std or ABF) | / TLV-LS SNK (left seat) | |



- Photo 1: Grab Bars: Factory-installed 1.50-inch diameter, concealed attachment, 18 gauge, #304 brushed stainless steel grab bars. Concealed attachment design provides tamper-resistance and minimizes debris collection areas at contact points, compared to common exposed flange bar designs, without compromising bar attachment integrity. (Reinforced areas include a structural core material encapsulated in FRP composite.)
- Photo 2: Grab Bars: Factory-installed 1.25-inch dia. powder coated (in finishes listed above), concealed attachment, 18 gauge, #304 stainless steel grab bars. Concealed attachment design provides tamper-resistance and minimizes debris collection areas at contact points, compared to common exposed flange bar designs, without compromising bar attachment integrity. (Reinforced areas include a structural core material encapsulated in FRP composite.)
- Photo 3: Shower Bench Seat: Factory-installed shower bench seat with non-porous, high-pressure laminate upper and lower surfaces, fused to high-density phenolic core. The seat area secures to an 18 gauge, #304 stainless steel framework, and easily pivots upward to store along the wall without supplemental fasteners. Heavy-duty wall (hinge) bracket design eliminates supplemental legs and is formed from 10 gauge, #304 brushed stainless steel. (Reinforced area includes a structural core material encapsulated in FRP composite.)

Available Factory Installed Packages (model available without any component or reinforcement packages)

Component Packages:

- | | |
|----------------------|---|
| 1. TLV package code: | 2-wall, 3-bar package with phenolic folding RH or LH seat |
| 2. TL package code: | 2-wall, 2-bar package with phenolic folding RH or LH seat |
| 3. BP2 package code: | 2-wall, 3-bar package |
| 4. BP1 package code: | 2-wall, 2-bar package |
| 5. BP3 package code: | 3-wall, 3-bar package |
| 6. BP5 package code: | 1-wall, 1-bar package |

Reinforced ONLY Packages:

- FH package code: reinforcement for horizontal bars, based on HUD/FHA-Fair Housing
- 3SM & 3SF package codes: expanded reinforcement packages, (with or without package components)