

## Oasis 60-inch Shower Compartment With ActivLife 3-Bar (2-horizontal / 1-vertical) Package



**Specification** – Oasis one-piece FRP gelcoat shower compartment SHS-6038, offered in a standard 3-inch or 5-inch (ABF) dam configuration. ActivLife package includes a single horizontal bar on the back wall and control wall, and a vertical bar on the control wall.

### Standards Certification:

The shower compartment listed is manufactured in compliance with ANSI Z124 Standards, and certified through an ongoing, independent quality assurance and testing program.

The factory-applied grab bar package is certified through an independent review program.

60-inch / Private Access / Bars Only

# Oasis®

**SHS-6038 / BP2-60L**

(3-bar package)

Model & Package Illustrated

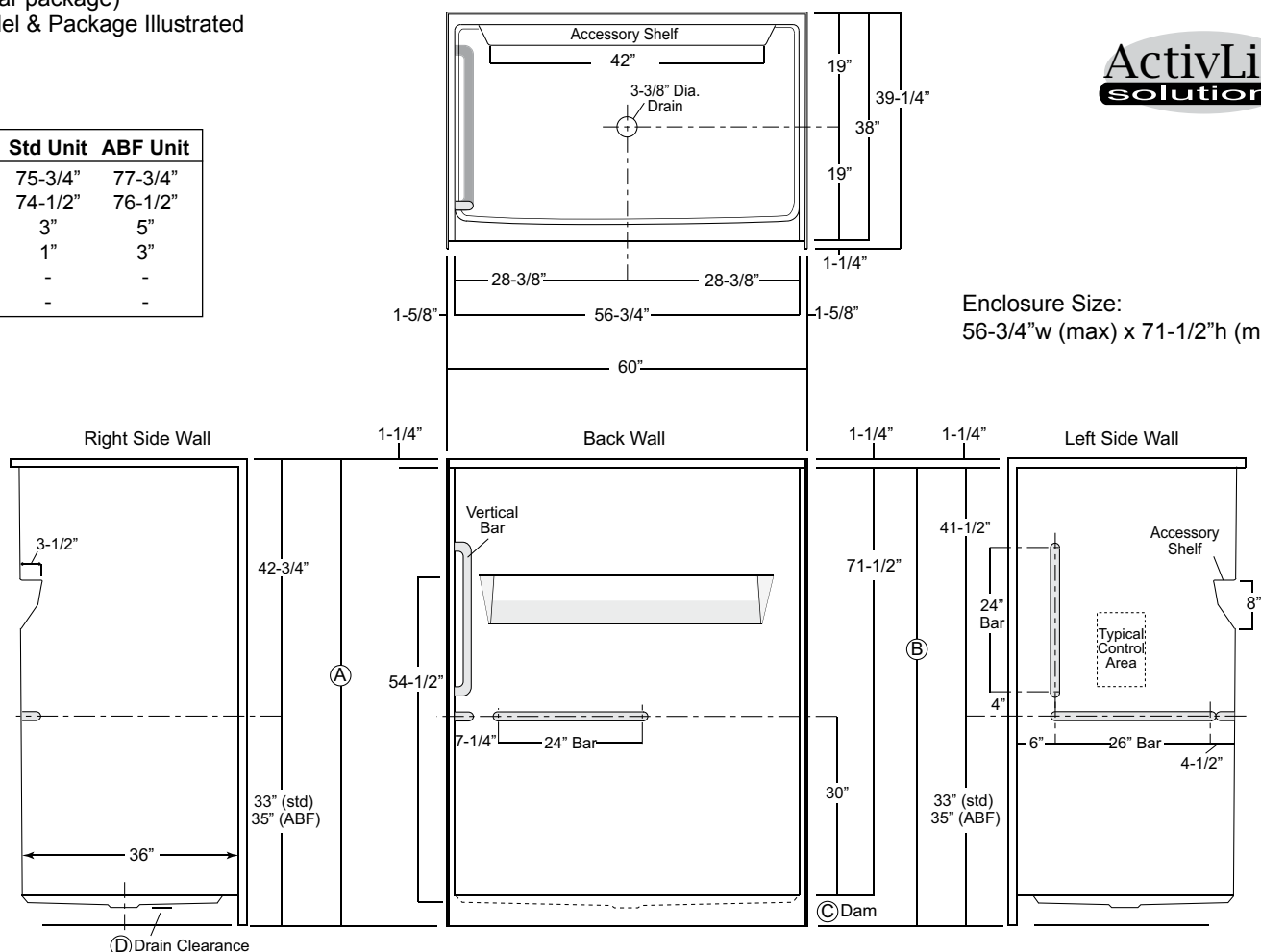
	Std Unit	ABF Unit
A	75-3/4"	77-3/4"
B	74-1/2"	76-1/2"
C	3"	5"
D	1"	3"
E	-	-
F	-	-

**NOTE:** Positioning of factory attached grab bars allow for the installation of a shower enclosure.



**Home Innovation**  
LAB CERTIFIED™

**ActivLife**  
solutions



Dimensions shown are maximum. Due to the nature of the materials involved, actual unit dimensions can vary (tolerances: + / - 1/8 inch).  
Oasis reserves the right to modify or discontinue product and/or associated equipment without prior written or verbal notification or obligation.

Model ID	Package Code	Description (define configuration referencing control side)
SHS-6038 (Std or ABF)	/ BP2-60R (right wall)	60" x 38", center drain shower with 3" (std) or 5" (ABF) dam, and ActivLife 1.50" dia. stainless steel 3-bar package (single horizontal bar on back wall and control wall, single vertical bar on control wall).
SHS-6038 (Std or ABF)	/ BP2-60L (left wall)	

**Powder Coated Bar Packages (1.25-inch dia.)**

SHS-6038 (Std or ABF)	/ BP2-60R WHT (right wall)	60" x 38", center drain shower with 3" (std) or 5" (ABF) dam, and ActivLife 1.25" dia. white powder coated 3-bar package (single horizontal bar on back wall and control wall, single vertical bar on control wall).
SHS-6038 (Std or ABF)	/ BP2-60L WHT (left wall)	
SHS-6038 (Std or ABF)	/ BP2-60R SNK (right wall)	60" x 38", center drain shower with 3" (std) or 5" (ABF) dam, and ActivLife 1.25" dia. nickel finish 3-bar package (single horizontal bar on back wall and control wall, single vertical bar on control wall).
SHS-6038 (Std or ABF)	/ BP2-60L SNK (left wall)	

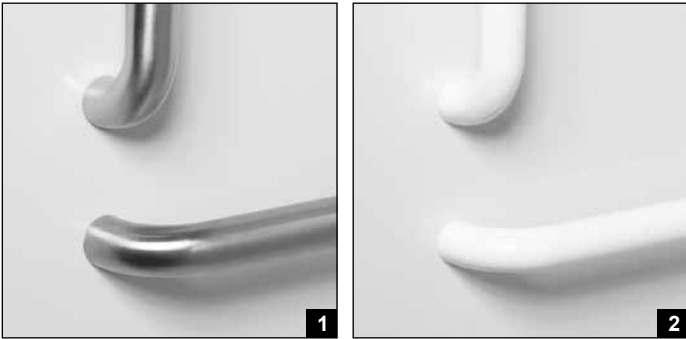
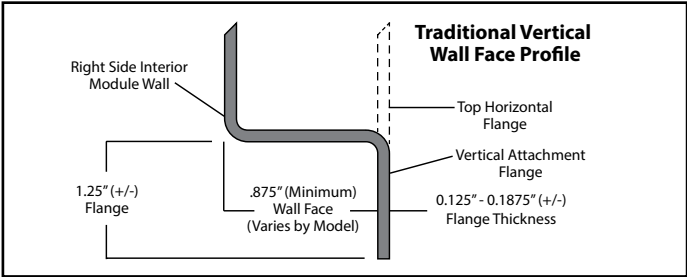


Photo 1: Grab Bars: Factory-installed 1.50-inch diameter, concealed attachment, 18 gauge, #304 brushed stainless steel grab bars. Concealed attachment design provides tamper-resistance and minimizes debris collection areas at contact points, compared to common exposed flange bar designs, without compromising bar attachment integrity. (Reinforced areas include a structural core material encapsulated in FRP composite.)

Photo 2: Grab Bars: Factory-installed 1.25-inch dia. powder coated (in finishes listed above), concealed attachment, 18 gauge, #304 stainless steel grab bars. Concealed attachment design provides tamper-resistance and minimizes debris collection areas at contact points, compared to common exposed flange bar designs, without compromising bar attachment integrity. (Reinforced areas include a structural core material encapsulated in FRP composite.)

**Available Factory Installed Packages** (model available without any component or reinforcement packages)

**Component Packages:**

- 1. TLV package code: 2-wall, 3-bar package with phenolic folding RH or LH seat
- 2. TL package code: 2-wall, 2-bar package with phenolic folding RH or LH seat
- 3. BP2 package code: 2-wall, 3-bar package
- 4. BP1 package code: 2-wall, 2-bar package
- 5. BP3 package code: 3-wall, 3-bar package
- 6. BP5 package code: 1-wall, 1-bar package

**Reinforced ONLY Packages:**

- 7. FH package code: reinforcement for horizontal bars, based on HUD/FHA-Fair Housing
- 8. 3SM & 3SF package codes: expanded reinforcement packages, (with or without package components)