

60-inch / Private Access / Bars Only

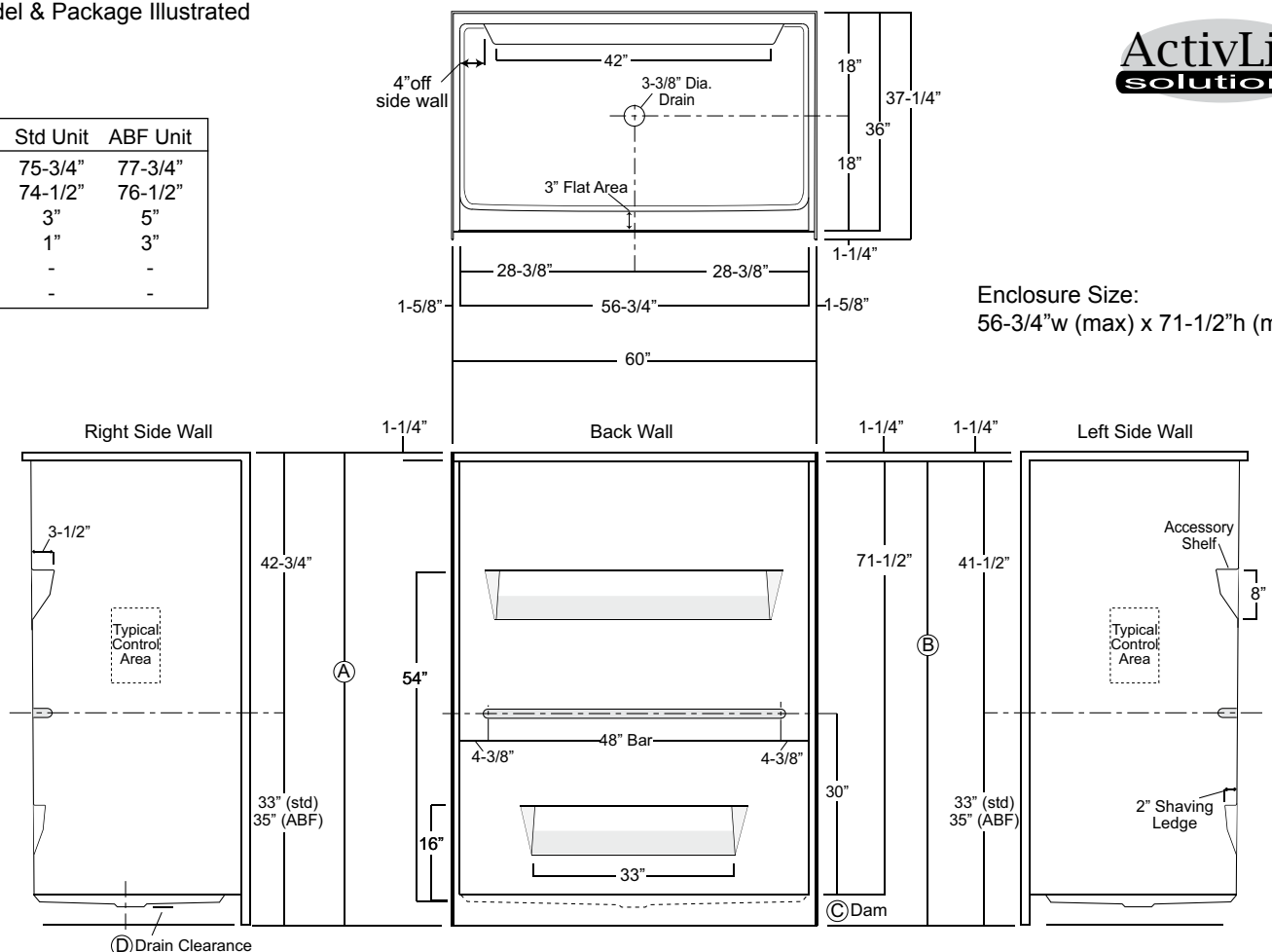


The factory-applied grab bar package is certified through an independent review program.



ActivLife
solutions

	Std Unit	ABF Unit
A	75-3/4"	77-3/4"
B	74-1/2"	76-1/2"
C	3"	5"
D	1"	3"
E	-	-
F	-	-





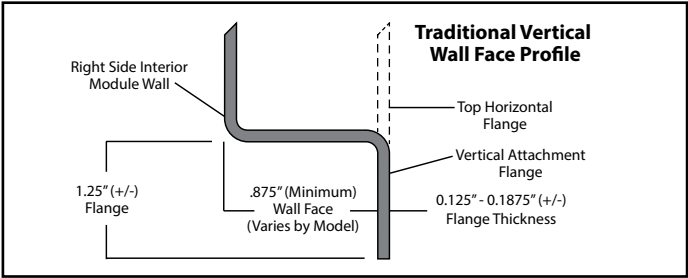
Enclosure Size:
56-3/4" w (max) x 71-1/2" h (max)

Dimensions shown are maximum. Due to the nature of the materials involved, actual unit dimensions can vary (tolerances: + / -1/8 inch). Oasis reserves the right to modify or discontinue product and/or associated equipment without prior written or verbal notification or obligation.

Model ID	Package Code	Description
SHS-6036 (Std or ABF)	/ BP5-60	60" x 36", center drain shower with 3" (std) or 5" (ABF) dam, and ActivLife 1.50" dia. stainless steel single bar package (single horizontal back wall bar).

Powder Coated Bar Packages (1.25-inch dia.)

SHS-6036 (Std or ABF)	/ BP5-60 WHT	60" x 36", center drain shower with 3" (std) or 5" (ABF) dam, and ActivLife 1.25" dia. white powder coated single bar package (single horizontal back wall bar).
SHS-6036 (Std or ABF)	/ BP5-60 SNK	60" x 36", center drain shower with 3" (std) or 5" (ABF) dam, and ActivLife 1.25" dia. nickel finish single bar package (single horizontal back wall bar).



- Photo 1: Grab Bars: Factory-installed 1.50-inch diameter, concealed attachment, 18 gauge, #304 brushed stainless steel grab bars. Concealed attachment design provides tamper-resistance and minimizes debris collection areas at contact points, compared to common exposed flange bar designs, without compromising bar attachment integrity. (Reinforced areas include a structural core material encapsulated in FRP composite.)
- Photo 2: Grab Bars: Factory-installed 1.25-inch dia. powder coated (in finishes listed above), concealed attachment, 18 gauge, #304 stainless steel grab bars. Concealed attachment design provides tamper-resistance and minimizes debris collection areas at contact points, compared to common exposed flange bar designs, without compromising bar attachment integrity. (Reinforced areas include a structural core material encapsulated in FRP composite.)

Available Factory Installed Packages (model available without any component or reinforcement packages)

Component Packages:

- | | |
|----------------------|---|
| 1. TLV package code: | 2-wall, 3-bar package with phenolic folding RH or LH seat |
| 2. TL package code: | 2-wall, 2-bar package with phenolic folding RH or LH seat |
| 3. BP2 package code: | 2-wall, 3-bar package |
| 4. BP1 package code: | 2-wall, 2-bar package |
| 5. BP3 package code: | 3-wall, 3-bar package |
| 6. BP5 package code: | 1-wall, 1-bar package |

Reinforced ONLY Packages:

- FH package code: reinforcement for horizontal bars, based on HUD/FHA-Fair Housing
- 3SM & 3SF package codes: expanded reinforcement packages, (with or without package components)