

Oasis 60-inch Shower Compartment With ActivLife 2-Bar (2-horizontal) Package

60-inch / Private Access / Bars Only



Specification – Oasis one-piece FRP gelcoat shower compartment SHS-6030 with R or L drain and 5-inch (ABF) dam configuration. ActivLife package includes a horizontal bar across the back wall and across the control wall.

Standards Certification:

The shower compartment listed is manufactured in compliance with ANSI Z124 Standards, and certified through an ongoing, independent quality assurance and testing program.

The factory-applied grab bar package is certified through an independent review program.

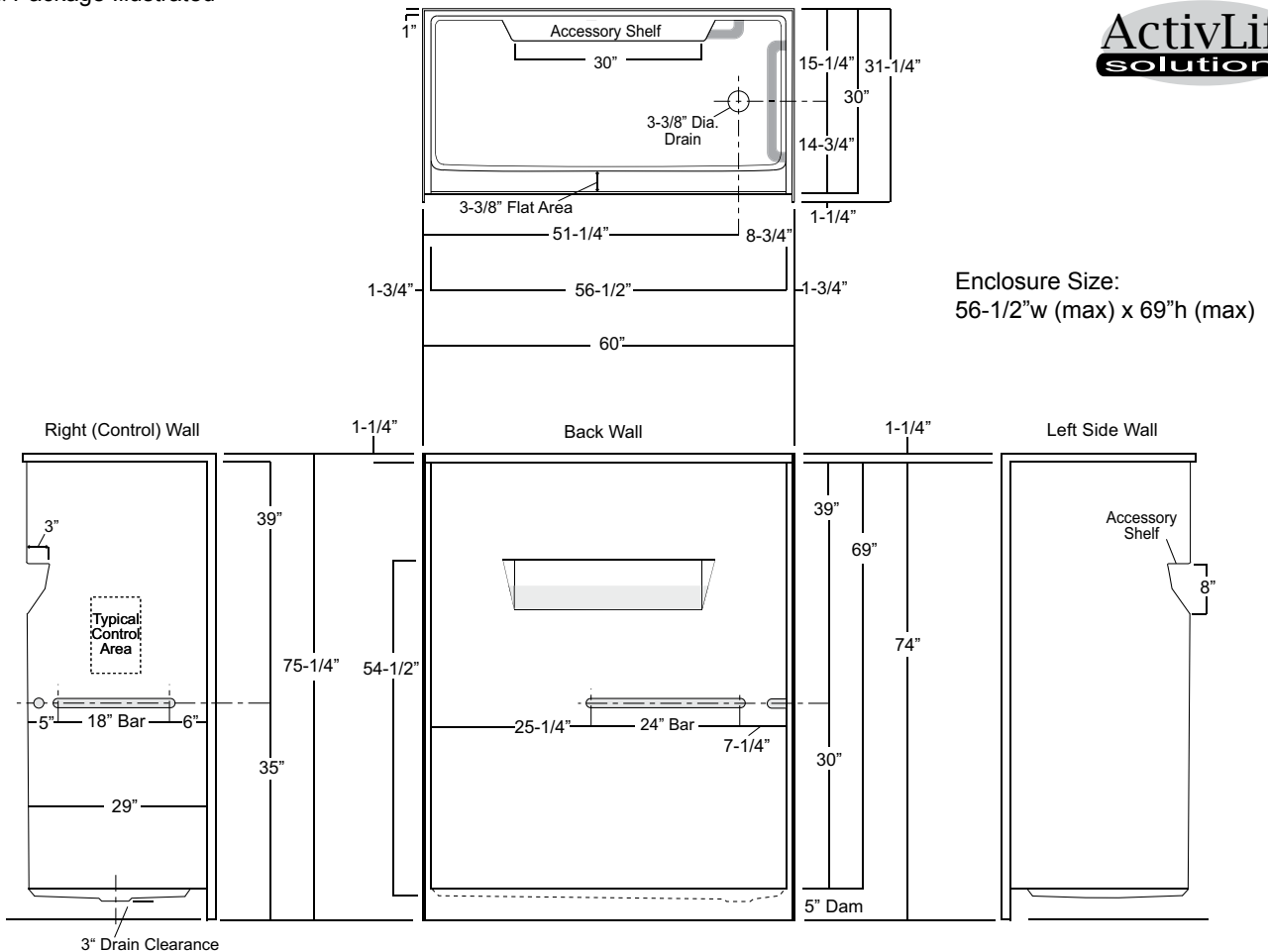


SHS-6030R ABF / BP1-60
 (RH drain / 2-bar package)
 Model & Package Illustrated

NOTE: Positioning of factory attached grab bars allow for the installation of a shower enclosure.



Home Innovation
 LAB CERTIFIED™



Enclosure Size:
 56-1/2"w (max) x 69"h (max)

Dimensions shown are maximum. Due to the nature of the materials involved, actual unit dimensions can vary (tolerances: + / -1/8 inch). Oasis reserves the right to modify or discontinue product and/or associated equipment without prior written or verbal notification or obligation.

Model ID	Package Code	Description (define configuration referencing control side)
SHS-6030L ABF (L drain)	/ BP1-60	60" x 30", R or L drain shower with 5" (ABF) dam, and ActivLife 1.50" dia. stainless steel 2-bar package (single horizontal back wall bar, single horizontal bar on control wall).
SHS-6030R ABF (R drain)	/ BP1-60	

Powder Coated Bar Packages (1.25-inch dia.)

SHS-6030L ABF (L drain)	/ BP1-60 WHT	60" x 30", R or L drain shower with 5" (ABF) dam, and ActivLife 1.25" dia. white powder coated 2-bar package (single horizontal back wall bar, single horizontal bar on control wall).
SHS-6030R ABF (R drain)	/ BP1-60 WHT	
SHS-6030L ABF (L drain)	/ BP1-60 SNK	60" x 30", R or L drain shower with 5" (ABF) dam, and ActivLife 1.25" dia. nickel finish 2-bar package (single horizontal back wall bar, single horizontal bar on control wall).
SHS-6030R ABF (R drain)	/ BP1-60 SNK	

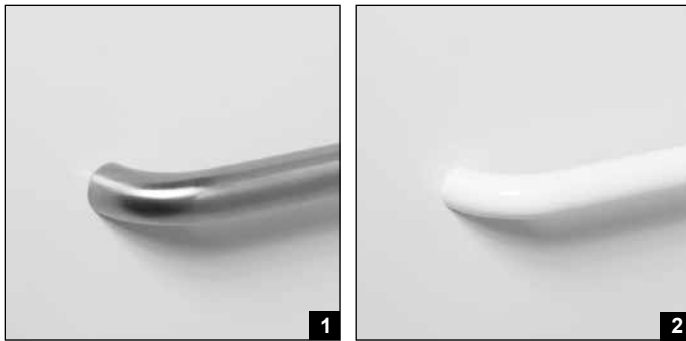
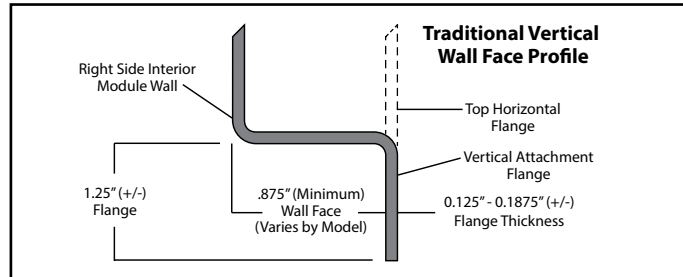


Photo 1: Grab Bars: Factory-installed 1.50-inch diameter, concealed attachment, 18 gauge, #304 brushed stainless steel grab bars. Concealed attachment design provides tamper-resistance and minimizes debris collection areas at contact points, compared to common exposed flange bar designs, without compromising bar attachment integrity. (Reinforced areas include a structural core material encapsulated in FRP composite.)

Photo 2: Grab Bars: Factory-installed 1.25-inch dia. powder coated (in finishes listed above), concealed attachment, 18 gauge, #304 stainless steel grab bars. Concealed attachment design provides tamper-resistance and minimizes debris collection areas at contact points, compared to common exposed flange bar designs, without compromising bar attachment integrity. (Reinforced areas include a structural core material encapsulated in FRP composite.)

Available Factory Installed Packages (model available without any component or reinforcement packages)

Component Packages:

1. BP2 package code: 2-wall, 3-bar package
2. BP1 package code: 2-wall, 2-bar package
3. BP3 package code: 3-wall, 3-bar package
4. BP5 package code: 1-wall, 1-bar package

Reinforced ONLY Packages:

5. FH package code: reinforcement for horizontal bars, based on HUD/FHA-Fair Housing
6. 3SM & 3SF package codes: expanded reinforcement packages, (with or without package components)