

50-inch / Private Access / Bars Only



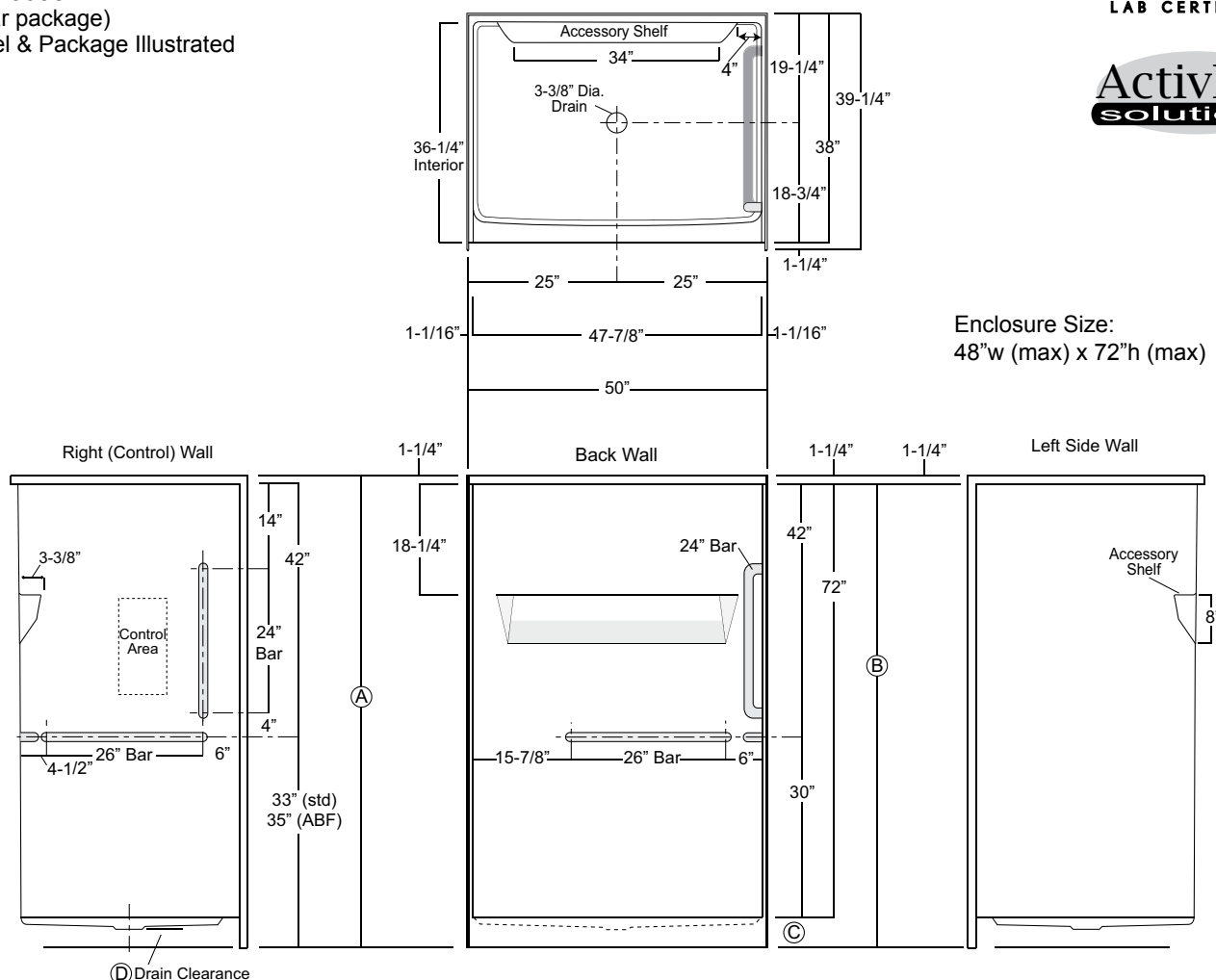
The factory-applied grab bar package is certified through an independent review program.

Oasis[®]

NOTE: Positioning of factory attached grab bars allow for the installation of a shower enclosure.



ActivLife
solutions

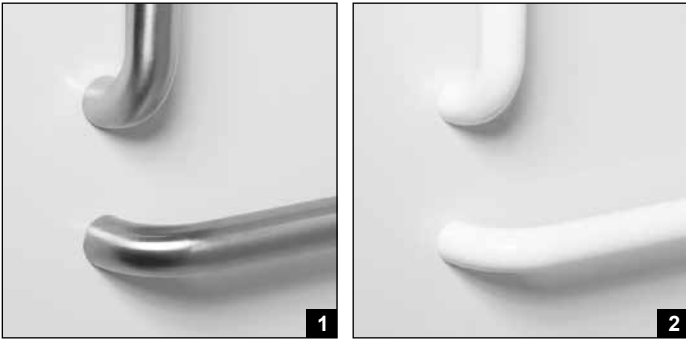
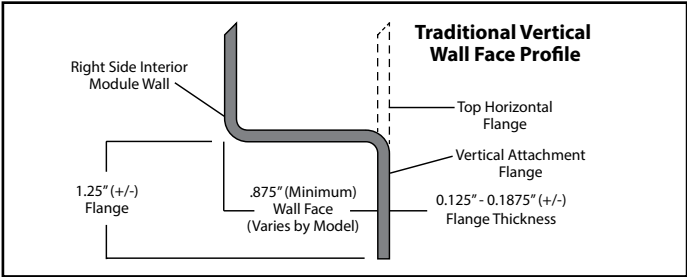


Dimensions shown are maximum. Due to the nature of the materials involved, actual unit dimensions can vary (tolerances: + / -1/8 inch). Oasis reserves the right to modify or discontinue product and/or associated equipment without prior written or verbal notification or obligation.

Model ID	Package Code	Description (define configuration referencing control side)
SHS-5038 (Std or ABF)	/ BP2-R (right wall)	<i>50" x 38", center drain shower with 3" (std) or 5" (ABF) dam, and ActivLife 1.50" dia. stainless steel 3-bar package (single horizontal bar on back wall and control wall, single vertical bar on control wall).</i>
SHS-5038 (Std or ABF)	/ BP2-L (left wall)	

Powder Coated Bar Packages (1.25-inch dia.)

SHS-5038 (Std or ABF)	/ BP2-R WHT (right wall)	<i>50" x 38", center drain shower with 3" (std) or 5" (ABF) dam, and ActivLife 1.25" dia. white powder coated 3-bar package (single horizontal bar on back wall and control wall, single vertical bar on control wall).</i>
SHS-5038 (Std or ABF)	/ BP2-L WHT (left wall)	
SHS-5038 (Std or ABF)	/ BP2-R SNK (right wall)	<i>50" x 38", center drain shower with 3" (std) or 5" (ABF) dam, and ActivLife 1.25" dia. nickel finish 3-bar package (single horizontal bar on back wall and control wall, single vertical bar on control wall).</i>
SHS-5038 (Std or ABF)	/ BP2-L SNK (left wall)	



- Photo 1: Grab Bars: Factory-installed 1.50-inch diameter, concealed attachment, 18 gauge, #304 brushed stainless steel grab bars. Concealed attachment design provides tamper-resistance and minimizes debris collection areas at contact points, compared to common exposed flange bar designs, without compromising bar attachment integrity. (Reinforced areas include a structural core material encapsulated in FRP composite.)
- Photo 2: Grab Bars: Factory-installed 1.25-inch dia. powder coated (in finishes listed above), concealed attachment, 18 gauge, #304 stainless steel grab bars. Concealed attachment design provides tamper-resistance and minimizes debris collection areas at contact points, compared to common exposed flange bar designs, without compromising bar attachment integrity. (Reinforced areas include a structural core material encapsulated in FRP composite.)

Available Factory Installed Packages (model available without any component or reinforcement packages)

Component Packages:

- BP2 package code: 2-wall, 3-bar package
- BP1 package code: 2-wall, 2-bar package
- BP3 package code: 3-wall, 3-bar package
- BP5 package code: 1-wall, 1-bar package

Reinforced ONLY Packages:

- FH package code: reinforcement for horizontal bars, based on HUD/FHA-Fair Housing
- 3SM & 3SF package codes: expanded reinforcement packages, (with or without package components)