



Standards Certification:

The shower compartment listed is manufactured in compliance with ANSI Z124 Standards, and certified through an ongoing, independent quality assurance and testing program.

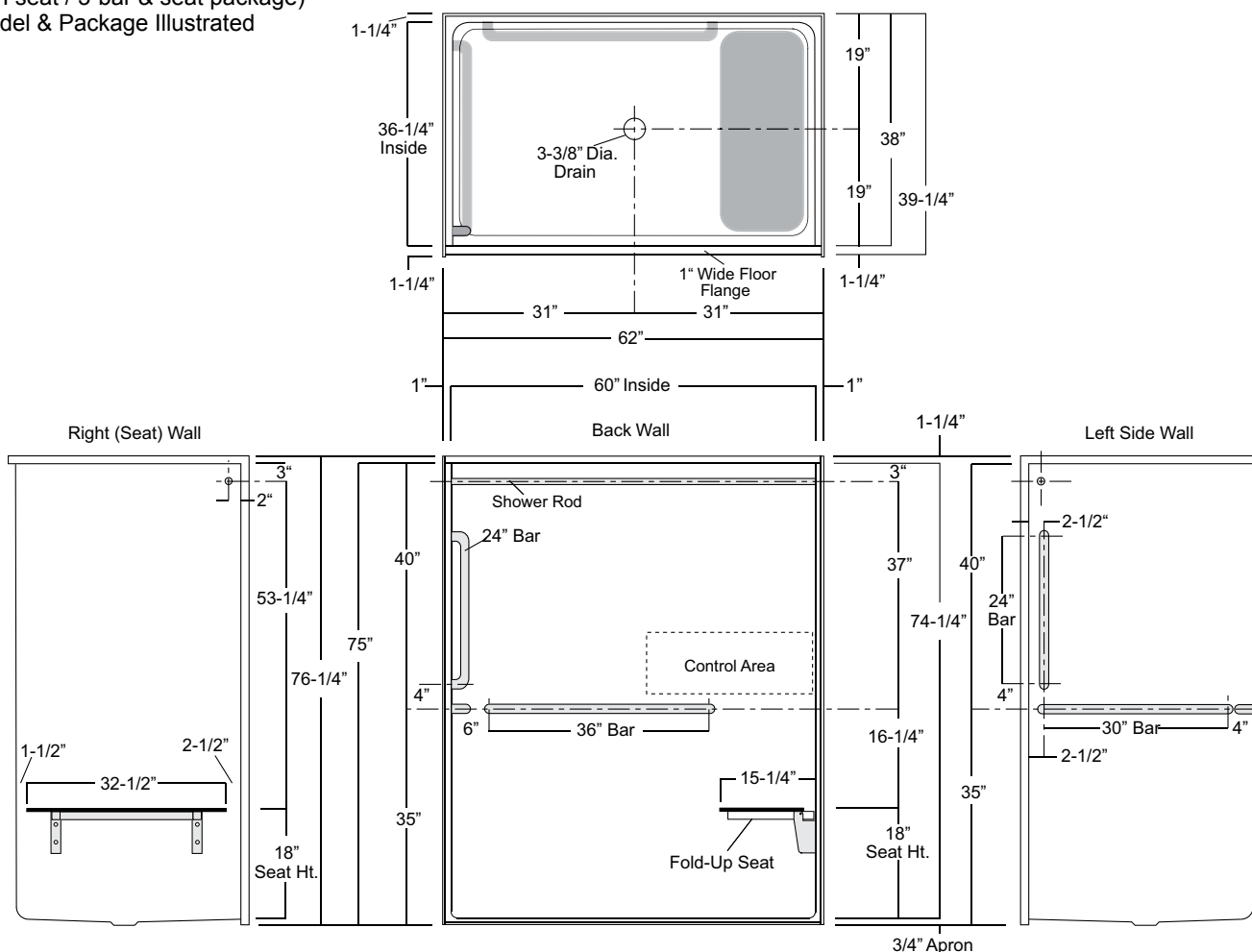
The factory-applied grab bars and seat package are installed in compliance with ICC / ANSI A117.1 Standards, and certified through an independent review program.

Oasis[®]

SHMT-6238 / ANS17-RS
(RH seat / 3-bar & seat package)
Model & Package Illustrated



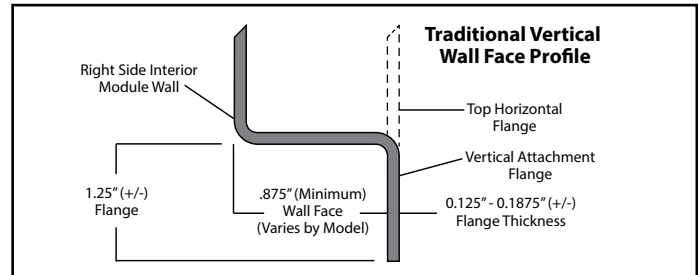
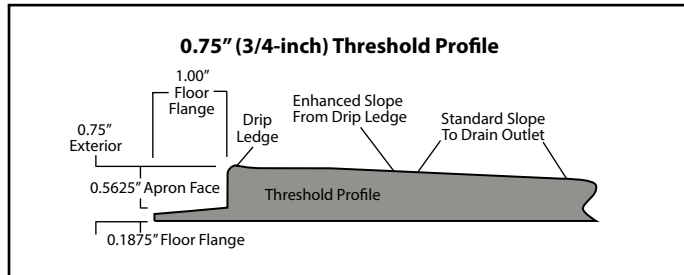


Home Innovation
LAB CERTIFIED™



Dimensions shown are maximum. Due to the nature of the materials involved, actual unit dimensions can vary (tolerances: +/- 1/8 inch). Oasis reserves the right to modify or discontinue product and/or associated equipment without prior written or verbal notification or obligation.

Model ID	Package Code	Description (define configuration referencing seat side)
SHMT-6238	/ ANS17-RS (right seat)	60" x 36" minimum interior, center drain, minimal threshold shower with a 1.50" dia. stainless steel 3-bar and seat package (horizontal & vertical bar opposite seat, horizontal back wall bar and folding seat).
SHMT-6238	/ ANS17-LS (left seat)	
	DELETE / SHWR ROD-SH	Delete shower curtain rod from package. (DOES NOT compromise compliance).
Option:	CRT-48/60	Site installed, white, 150 denier fabric, bottom weighted shower curtain with integrated rings.



- Photo 1: Grab Bars: Factory-installed 1.50-inch diameter, concealed attachment, 18 gauge, #304 brushed stainless steel grab bars. Concealed attachment design provides tamper-resistance and minimizes debris collection areas at contact points, compared to common exposed flange bar designs, without compromising bar attachment integrity. (Reinforced areas include a structural core material encapsulated in FRP composite.)
- Photo 2: Shower Bench Seat: Factory-installed shower bench seat with non-porous, high-pressure laminate upper and lower surfaces, fused to high-density phenolic core. The seat area secures to an 18 gauge, #304 stainless steel framework, and easily pivots upward to store along the wall without supplemental fasteners. Heavy-duty wall (hinge) bracket design eliminates supplemental legs and is formed from 10 gauge, #304 brushed stainless steel. (Reinforced area includes a structural core material encapsulated in FRP composite.)
- Photo 3: Shower Curtain Rod: Factory-installed 1.00-inch diameter, concealed attachment, 18 gauge, stainless steel shower curtain rod with polished finished.
- Photo 4: Shower Curtain: White, 150 denier fabric, bottom weighted shower curtain with integrated rings.

Available Factory Installed Packages (model available without any component or reinforcement packages)

Component Packages:

- ANS17 package code: 2-wall, 3-bar package with phenolic folding RH or LH seat & shower rod, based on ANSI-2017
- ADA/TL package code: 2-wall, 2-bar package with phenolic folding RH or LH seat & shower rod, based on ADA-2010
- ADA-RI package code: 3-wall, 3-bar package and shower rod, based on ADA-2010 & ANSI-2017
- 2BAR & 3BAR package code: 2-wall, 2-bar or 3-bar packages with RH or LH seat reinforcement

Reinforced ONLY Packages:

- FH package code: reinforcement for horizontal bars, based on HUD/FHA-Fair Housing
- TLRF-RS/LS & TLVRF-RS/LS pkg codes: replicating "ADA" & "ANSI" component packages with single seat reinforcement
- TLRF-DS package code: replicating "ADA" & "ANSI" package with dual seat reinforcement
- 3SM & 3SF package codes: expanded reinforcement packages, (with or without package components)