

Oasis Minimal Threshold, Roll-In Shower Compartment With ActivLife (ICC/ANSI A117.1-2009 Compliant) 2-Side Horizontal Bar & Seat Reinforcement Package (not for public accommodation)



Specification – Oasis one-piece FRP gelcoat shower compartment SHMD-6238, having a 60 x 36-1/2-inch minimum clear interior dimension and 1/2-inch high maximum finished threshold with floor attachment flange on lower threshold. An ActivLife factory-equipped package, in compliance with ICC/ANSI A117.1-2009 for Accessible Design, shall include a horizontal bar across the control wall and back wall with seat reinforcement opposite the control wall.

Standards Certification:

The shower compartment listed is manufactured in compliance with ANSI Z124 Standards, and certified through an ongoing, independent quality assurance and testing program.

Oasis®

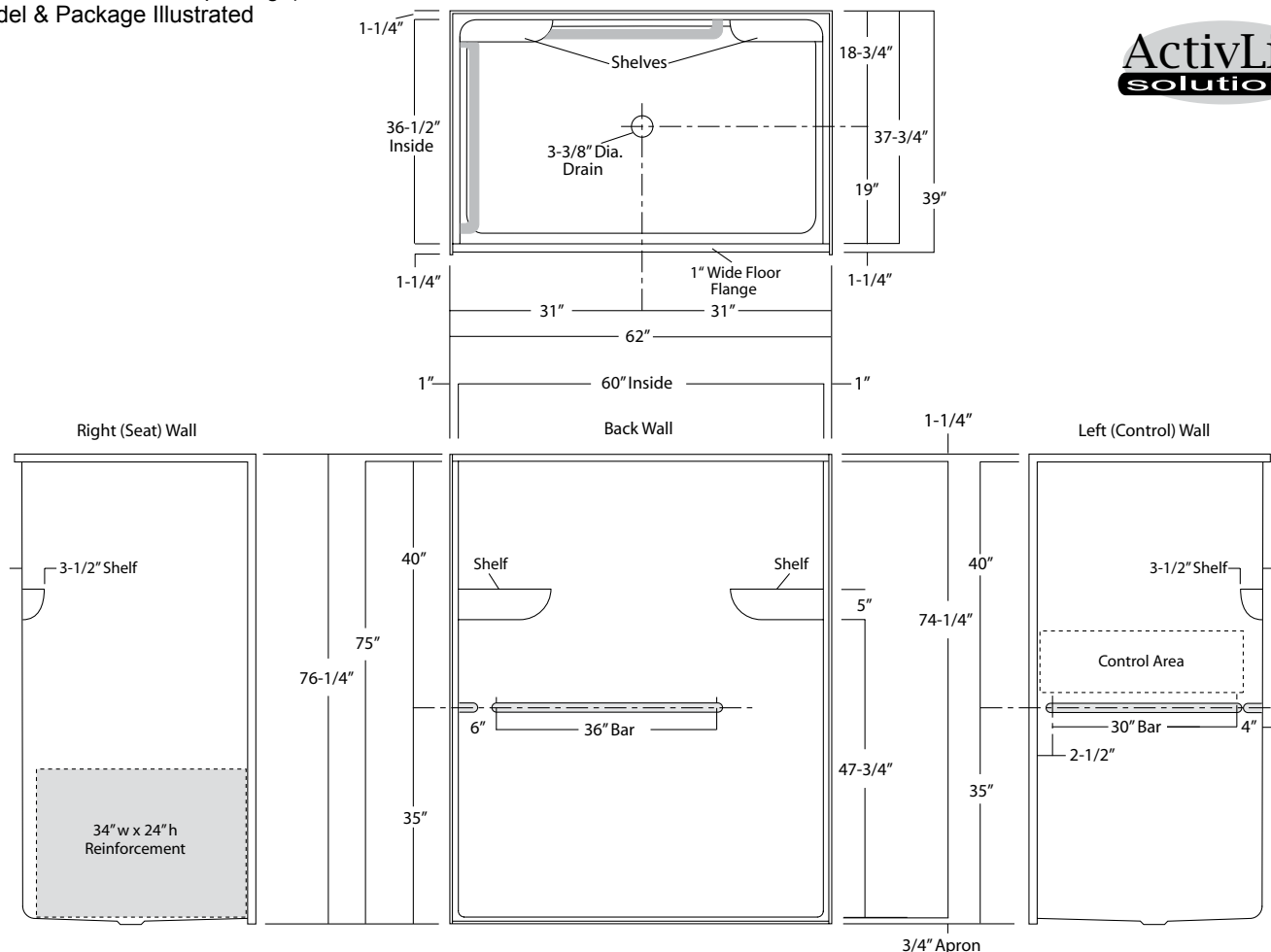
SHMD-6238 / 2BAR-L
(LH control wall / 2-bar package)
Model & Package Illustrated

NOTE: ANSI regulations limit the use of seat deletion packages to certain non-public use applications (see ADA & ANSI standards for restrictions).



Home Innovation
LAB CERTIFIED™

ActivLife
solutions

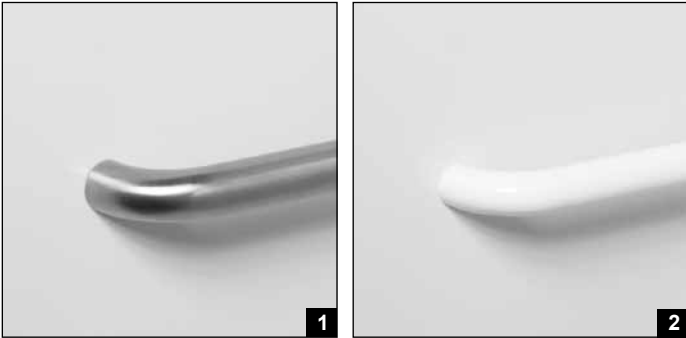
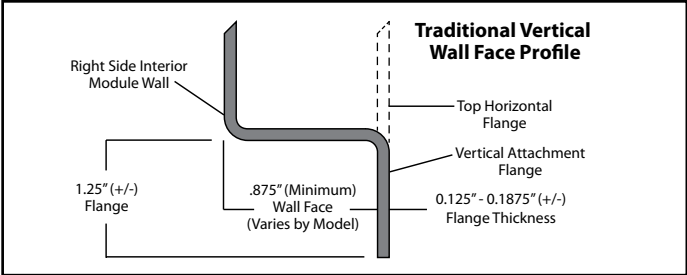
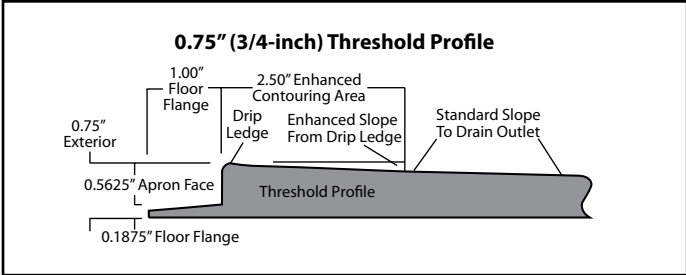


Dimensions shown are maximum. Due to the nature of the materials involved, actual unit dimensions can vary (tolerances: +/- 1/8 inch).
Oasis reserves the right to modify or discontinue product and/or associated equipment without prior written or verbal notification or obligation.

Model ID	Package Code	Description (define configuration referencing control wall)
SHMD-6238	/ 2BAR-R (right control wall)	60" x 36.50" minimum interior, center drain, minimal threshold shower with an ActivLife 1.50" dia. stainless steel 2-bar and seat reinforcement package (horizontal back & control wall bars with seat reinforcement opposite control wall).
SHMD-6238	/ 2BAR-L (left control wall)	
Powder Coated Bar Packages (1.25-inch dia.)		
SHMD-6238	/ 2BAR-R WHT (right control wall)	60" x 36.50" minimum interior, center drain, minimal threshold shower with an ActivLife 1.25" dia. white powder coated 2-bar and seat reinforcement package (horizontal back & control wall bars with seat reinforcement opposite control wall).
SHMD-6238	/ 2BAR-L WHT (left control wall)	
SHMD-6238	/ 2BAR-R OFW (right control wall)	60" x 36.50" minimum interior, center drain, minimal threshold shower with an ActivLife 1.25" dia. off-white powder coated 2-bar and seat reinforcement package (horizontal back & control wall bars with seat reinforcement opposite control wall).
SHMD-6238	/ 2BAR-L OFW (left control wall)	
SHMD-6238	/ 2BAR-R SNK (right control wall)	60" x 36.50" minimum interior, center drain, minimal threshold shower with an ActivLife 1.25" dia. nickel finish 2-bar and seat reinforcement package (horizontal back & control wall bars with seat reinforcement opposite control wall).
SHMD-6238	/ 2BAR-L SNK (left control wall)	
ADD / SHWR ROD-SH		Factory installed 1" dia. stainless steel shower curtain rod.

Package Notes:

1. Model available without listed package.
2. For 3-bar package without seat, see "ADA-RI" package code.
3. For 2 horizontal bars and folding seat package, see "ADA/TL" package code.
4. For REINFORCEMENT ONLY replicating "TL" package with RH or LH seat reinforcement, see ActivLife "TLRF-RS" or "TLRF-LS" package code.
5. For REINFORCEMENT ONLY replicating "TL" package with dual seat reinforcement, see ActivLife "TLRF-DS" package code.
6. For REINFORCEMENT ONLY for horizontal bars (HUD/FHA-Fair Housing), see ActivLife "FH" package code.
7. For expanded reinforcement package options, (with or without listed package components), see ActivLife "3SM" and "3SF" package codes.



- Photo 1: Grab Bars: Factory-installed 1.50-inch diameter, concealed attachment, 18 gauge, #304 brushed stainless steel grab bars. Concealed attachment design provides tamper-resistance and minimizes debris collection areas at contact points, compared to common exposed flange bar designs, without compromising bar attachment integrity. (Reinforced areas include a structural core material encapsulated in FRP composite.)
- Photo 2: Grab Bars: Factory-installed 1.25-inch dia. powder coated (in finishes listed above), concealed attachment, 18 gauge, #304 stainless steel grab bars. Concealed attachment design provides tamper-resistance and minimizes debris collection areas at contact points, compared to common exposed flange bar designs, without compromising bar attachment integrity. (Reinforced areas include a structural core material encapsulated in FRP composite.)