

BARRIER-FREE SHOWER

Oasis

ANS17-LS package



FLAT WALL ROLL-IN MODEL

SHMD-6238

Rough-In Dimensions

62" wide x 39" deep x 76-1/4" high

Finished Dimensions

62" wide x 37-3/4" deep x 75" high

Unit Features



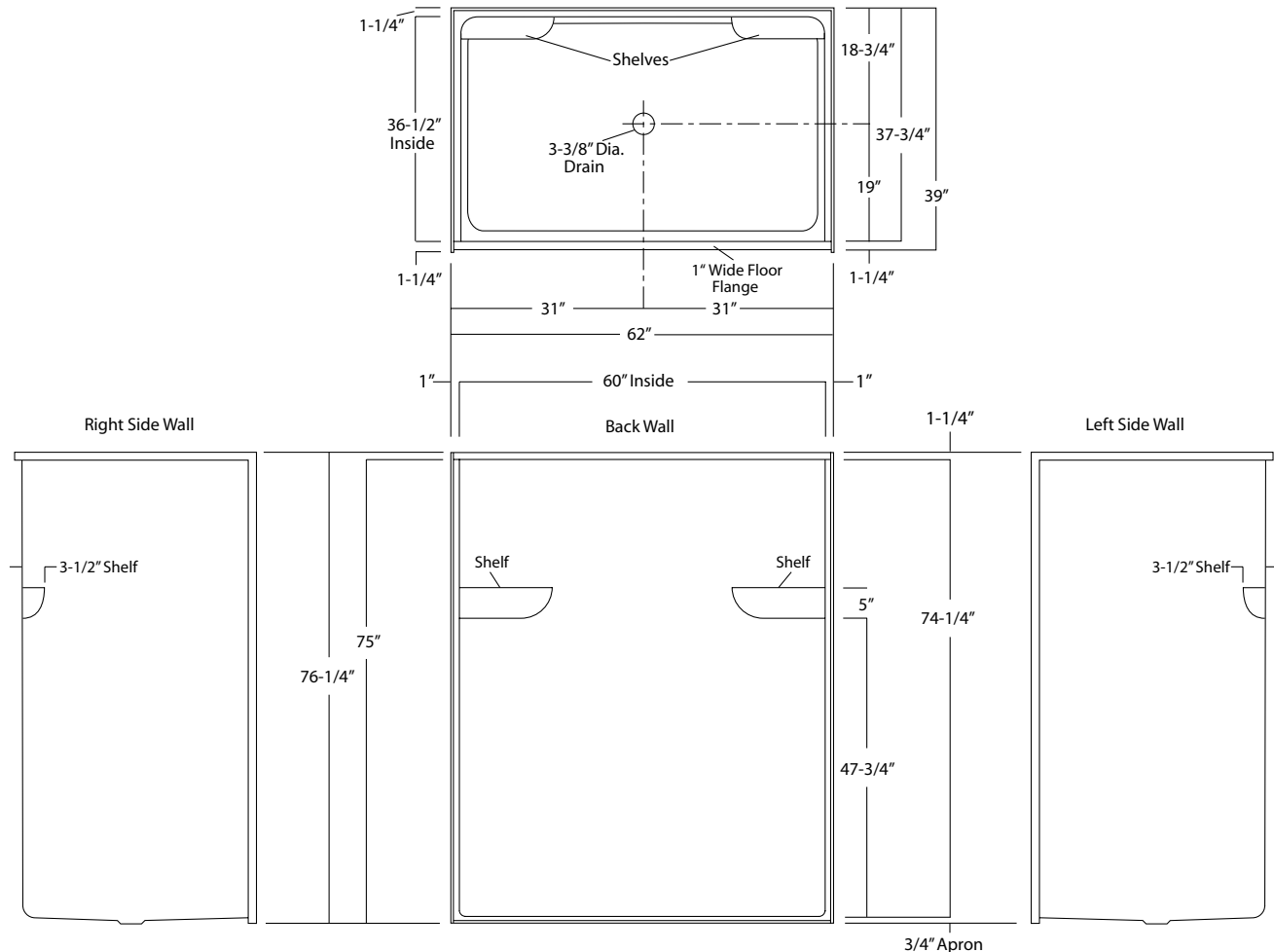
- One - Piece Fiberglass Composite Construction
- Sanitary Grade Polyester Gelcoat Surface
- 3-3/8" Dia. Center Drain (see reverse side for location)
- 3/4" Threshold for Unobstructed Entry
- 1" Floor Flange To Secure Unit Along Threshold
- Elevated Back Wall Accessory Ledges
- Flat Wall Design To Accommodate Grab Bar & Seat Applications
- Textured Floor Pattern

Special Notes

- Factory Applied Reinforcement Packages Available
- Factory Applied Bar Configurations Available
- Factory Applied ADA & ANSI Compliant Bar & Seat Packages Available

Order No.: SHMD-6238

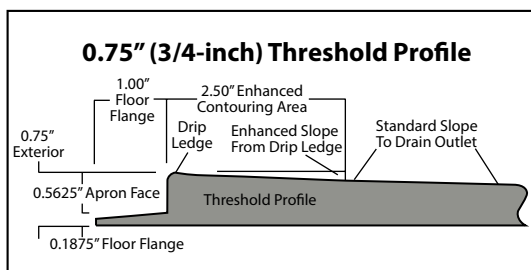
62" x 38" (60" x 36" interior dimension), one-piece gelcoated, flat-wall, fiberglass shower stall with minimal dam for barrier-free entry, dual back wall shelves, and center drain. Flat wall design allows for the installation of grab bars and seat.



Package Order No.:

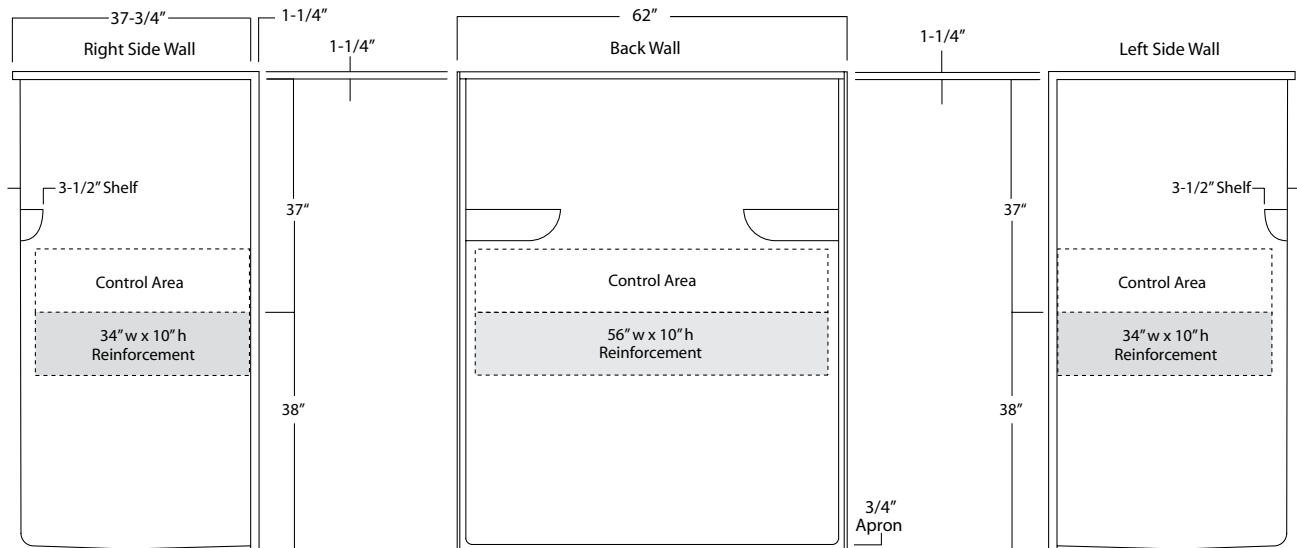
Options: SS Shower Rod (1*) (order: ADD/SHWR ROD-TS)
 SS Recessed Soap Dish (1*) (order: SSD)
 White, Ringless Curtain (order: CRT-48-60)

Notes: (1*) Factory installed options



Package Order No.: FH (Fair Housing wall reinforcement)

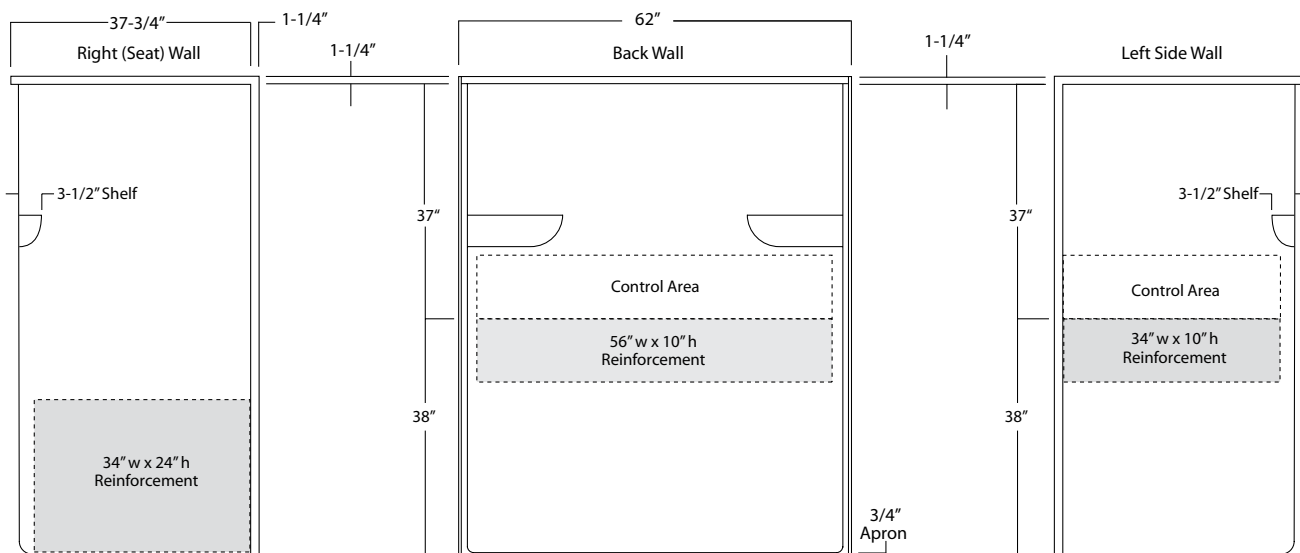
Package Includes: Factory applied, ActivLife, HUD-FHA compliant (Fair Housing), structurally reinforced wall areas (as shown) for independent field application of bars.



Package Order No.: TLR-FS or LS (2-wall bar & RH or LH seat reinforcement)

Package Includes: Factory applied, ActivLife, HUD-FHA compliant (Fair Housing), structurally reinforced wall areas (as shown) for independent field application of bars and seat..

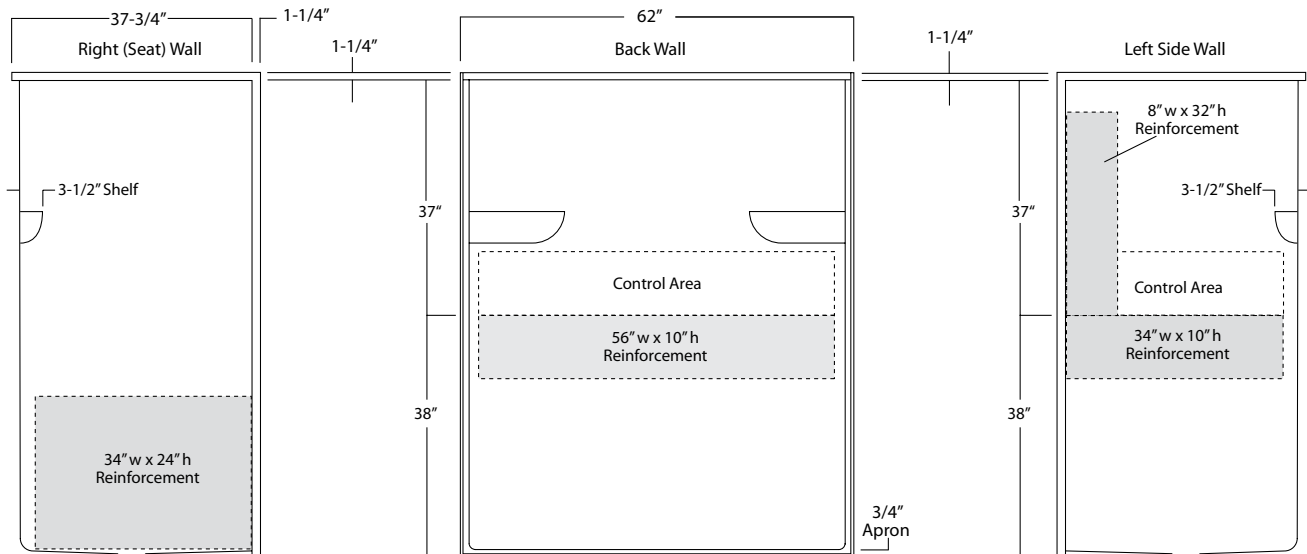
NOTE: "RS or LS" designates RH or LH reinforced seat wall.



Package Order No.: TLVRF-RS or LS (2-wall bar & RH or LH seat reinforcement)

Package Includes: Factory applied, ActivLife, HUD-FHA compliant (Fair Housing), structurally reinforced wall areas (as shown) for independent field application of bars and seat..

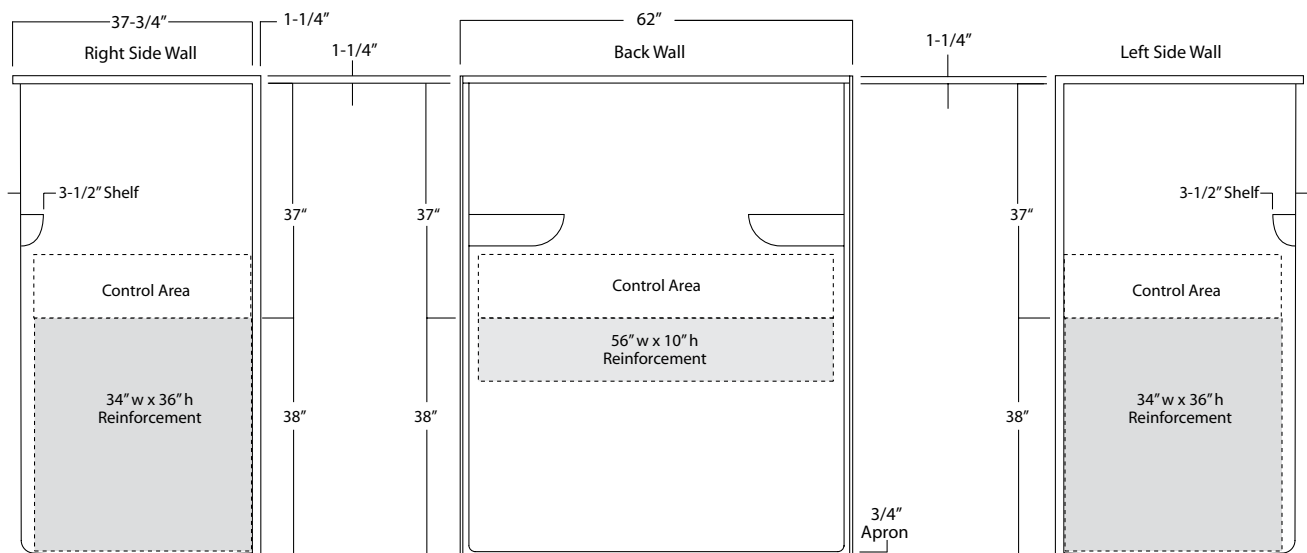
NOTE: "RS or LS" designates RH or LH reinforced seat wall.



Package Order No.: TLRF-DS (3-wall bar & 2-wall seat reinforcement)

Package Includes: Factory applied, ActivLife, 3-wall horizontal bar reinforcement and 2-wall seat reinforcement exceeding (HUD/FHA) 'Fair Housing' requirements for the independent field application of bars and seat.

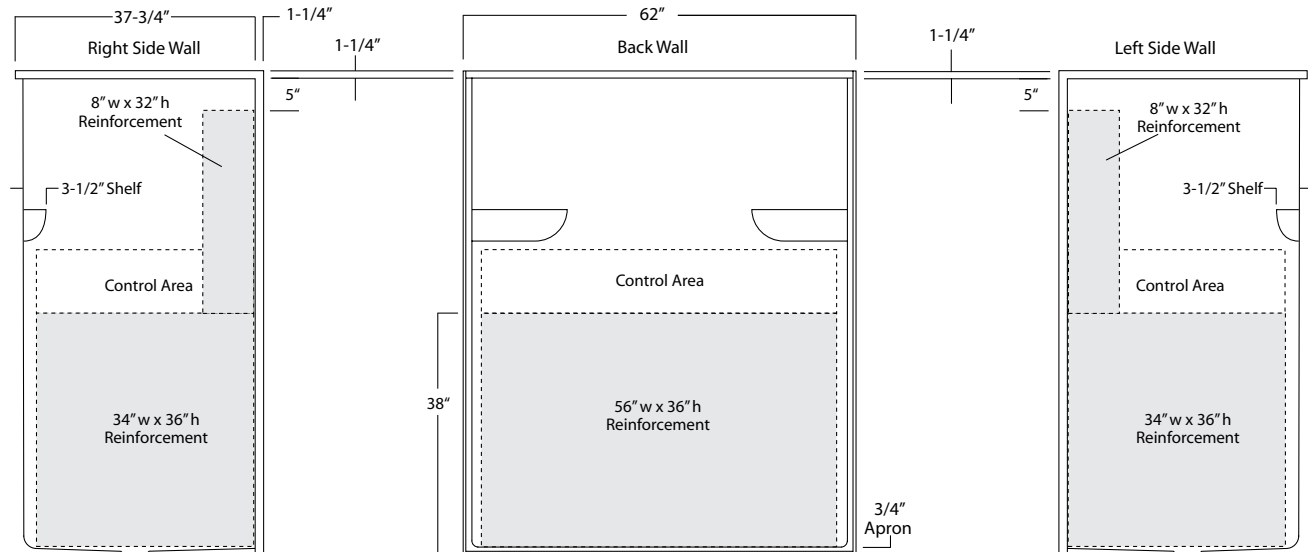
NOTE: Factory installed component packages available with listed reinforcement.



Package Order No.: 3SM (3-side, mid-level wall reinforcement)

Package Includes: Factory applied, ActivLife, 3-side, mid-level, structurally reinforced wall areas (as shown), exceeding 'Fair Housing' (HUD/FHA) requirements.

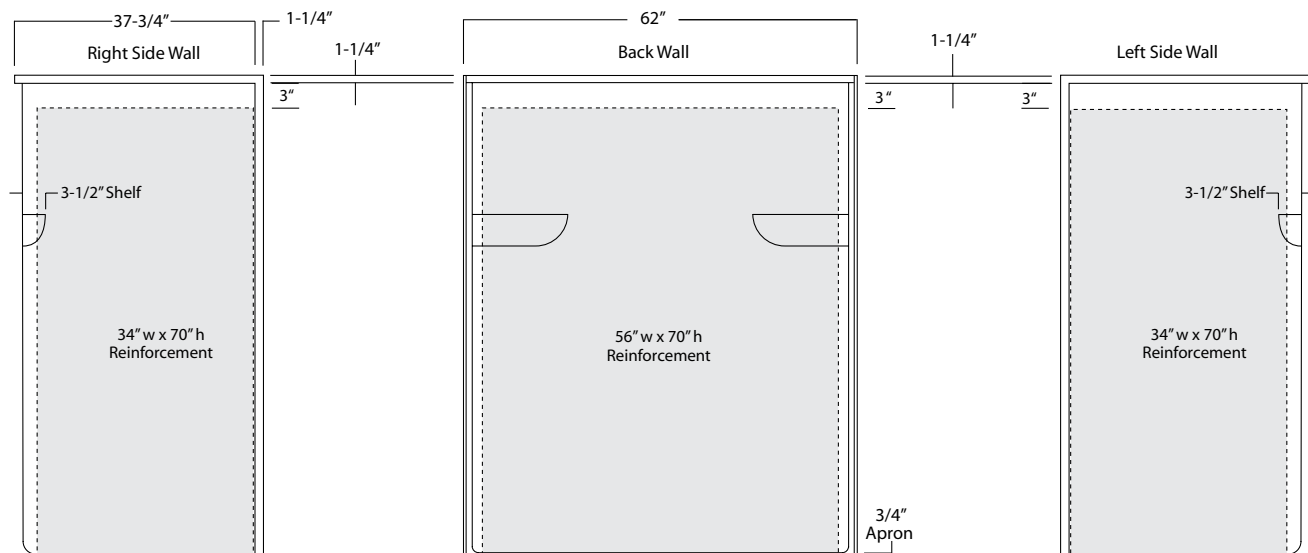
NOTE: Factory installed component packages available with listed reinforcement.



Package Order No.: 3SF (3-side, full-wall reinforcement)

Package Includes: Factory applied, ActivLife, 3-side, full-wrap, structurally reinforced wall areas (as shown), exceeding 'Fair Housing' (HUD/FHA) requirements, for the independent field application of bars and seat.

NOTE: Factory installed component packages available with listed reinforcement.

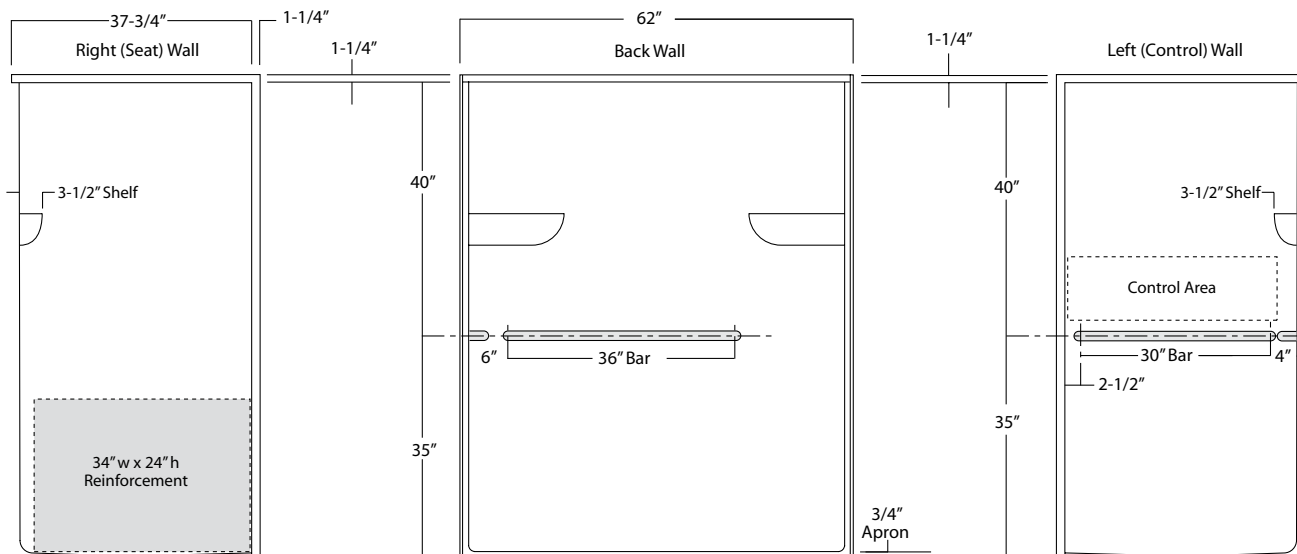


Package Order No.: 2BAR-(R or L) (2-wall / 2-bar only package)
 2BAR-(R or L) WHT (1-1/4" dia., white powder coat, 2-wall / 2-bar only package)
 2BAR-(R or L) SNK (1-1/4" dia., satin nickel, 2-wall / 2-bar only package)

Package Includes: Factory installed, ActivLife, 2-bar package with a single horizontal bar across the control wall and back wall, and reinforcement for a seat opposite the control wall.

NOTES: "R or L" designates RH or LH control wall.

Enhanced reinforcement available with listed component package.

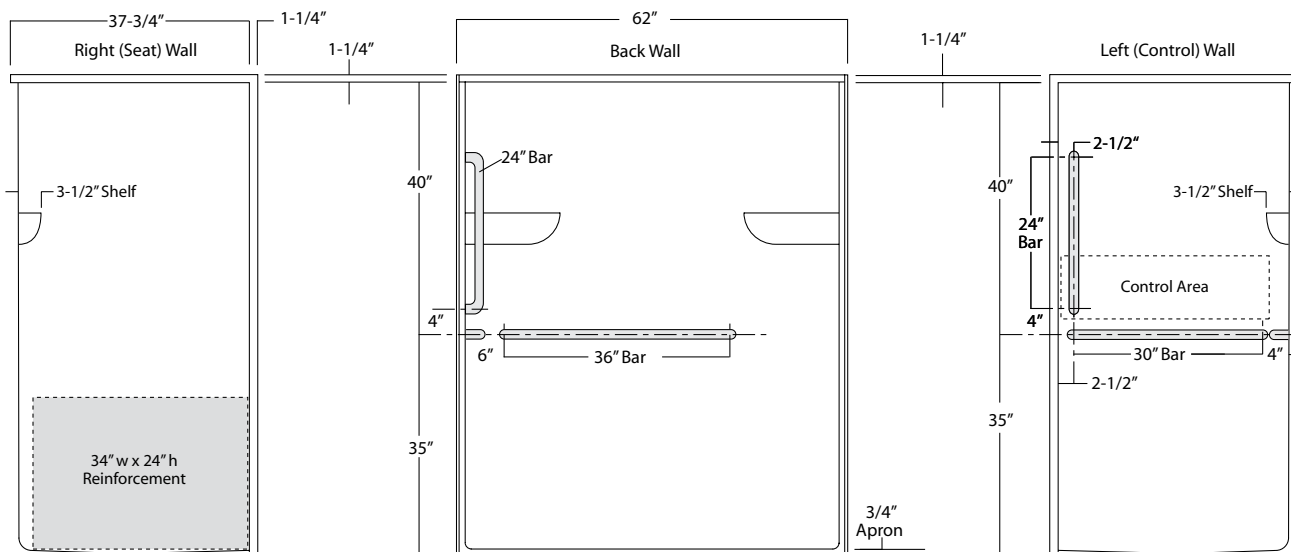


Package Order No.: 3BAR-(R or L) (2-wall / 3-bar only package)
 3BAR-(R or L) WHT (1-1/4" dia., white powder coat, 2-wall / 3-bar only package)
 3BAR-(R or L) SNK (1-1/4" dia., satin nickel, 2-wall / 3-bar only package)

Package Includes: Factory installed, ActivLife, 3-bar package with a single horizontal bar across the control wall and back wall, a single vertical bar on the control wall and reinforcement for a seat opposite the control wall.

NOTES: "R or L" designates RH or LH control wall.

Enhanced reinforcement available with listed component package.





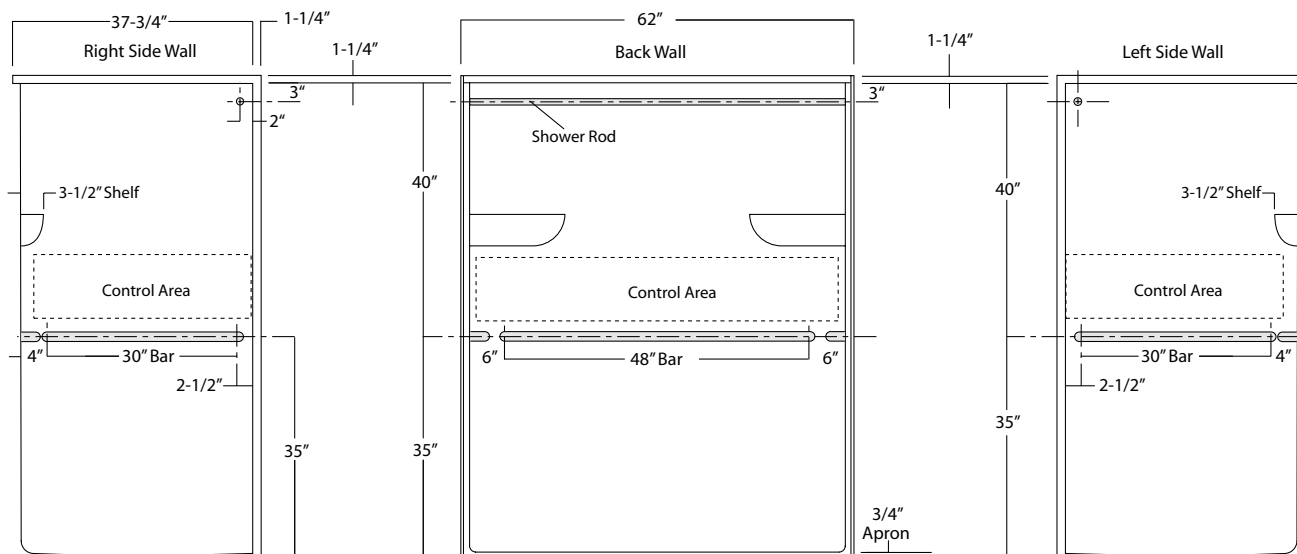
Package Order No.: ADA-RI (3-wall bar only package)

Package Includes: Factory installed, 3-wall horizontal bar package with shower curtain rod in compliance with 2010 ADA and ANSI A117.1-2017 requirements.

NOTES: Enhanced reinforcement available with listed component package.

Shower curtain rod may be deleted upon request without affecting compliance.

Optional, white, 150 denier fabric, bottom weighted shower curtain with integrated rings (#CRT-48/60).



Package Order No.: ADA/TL-(RS or LS) (2-bar & folding seat package)

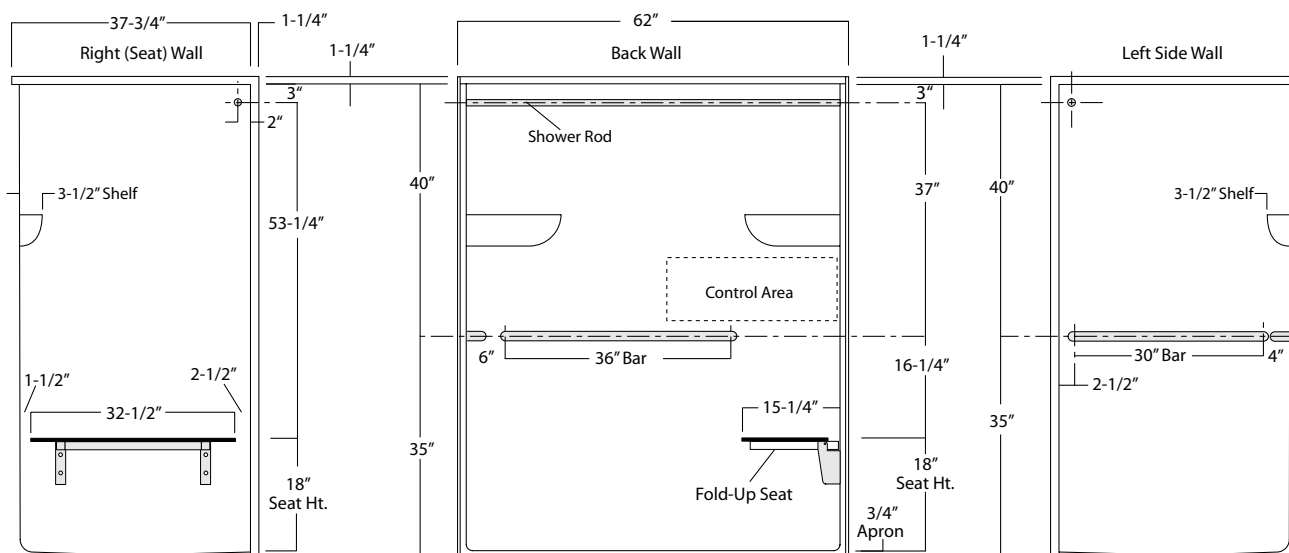
Package Includes: Factory installed, 1-1/2" dia. stainless steel, 2-bar and folding seat package with shower curtain rod in compliance with 2010 ADA requirements.

NOTES: "RS or LS" designates seat wall.

Enhanced reinforcement available with listed component package.

Shower curtain rod may be deleted upon request without affecting compliance.

Optional, white, 150 denier fabric, bottom weighted shower curtain with integrated rings (#CRT-48/60).



Package Order No.: ANS17-(RS or LS) (3-bar & folding seat package)

Package Includes: Factory installed, 1-1/2" dia. stainless steel, 3-bar and folding seat package with shower curtain rod in compliance with ANSI A117.1-2017 requirements.

NOTES: "RS or LS" designates seat wall.

Enhanced reinforcement available with listed component package.

Shower curtain rod may be deleted upon request without affecting compliance.

Optional, white, 150 denier fabric, bottom weighted shower curtain with integrated rings (#CRT-48/60).

