

## Oasis WX Configured, Ramped Threshold, Transfer Shower Compartment With (2010 ADA Standards) Horizontal Bar And Folding Seat Package



WXL unit shown

**Specification** – Oasis one-piece FRP gelcoat shower compartment SHFW-WXR/L-3837, having a 36 x 36-inch clear interior dimension, ½-inch high maximum finished threshold with floor attachment flange on lower threshold, and a single R or L expanded shower entry wall reveal to minimize transfer space from wheelchair-to-shower seat. A factory-equipped package, in compliance with 2010 ADA Standards for Accessible Design, shall include a horizontal interior corner bar across control wall and continuing on back wall, a folding seat opposite control wall and shower curtain rod.

*(To maintain required clear floor space seat reinforcement or folding seat must be installed on the WX wall.)*

### Standards Certification:

The shower compartment listed is manufactured in compliance with ANSI Z124 Standards, and certified through an ongoing, independent quality assurance and testing program.

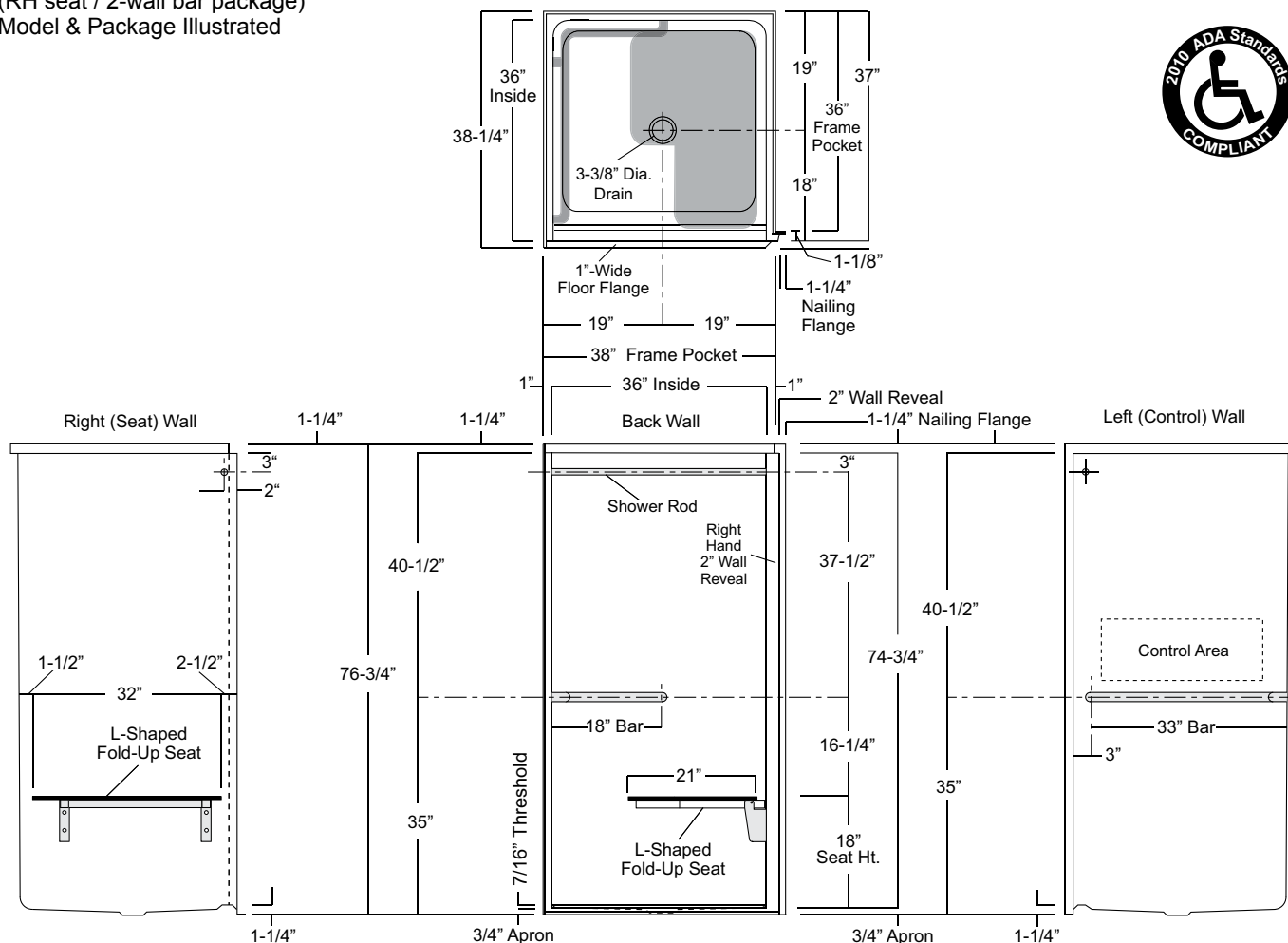
The factory-applied bar and seat package are installed in compliance with 2010 ADA Standards for Accessible Design, and certified through an independent review program.

# Oasis

**SHFW-WXR-3837 / ADA10-RS**  
(RH seat / 2-wall bar package)  
Model & Package Illustrated




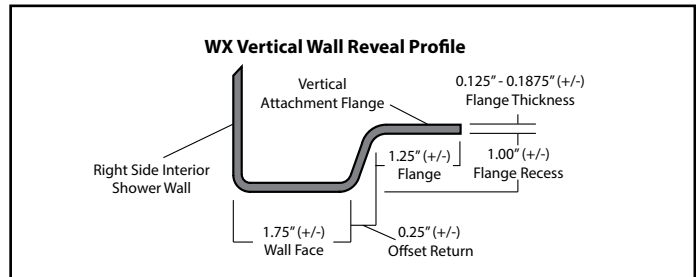
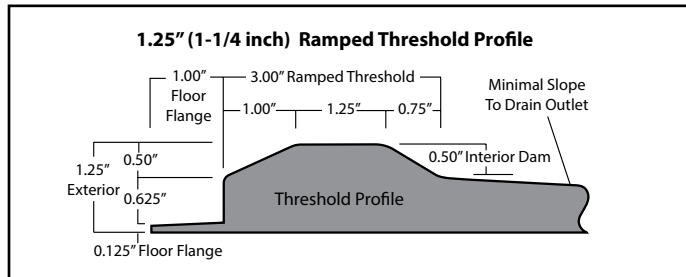


**Home Innovation**  
LAB CERTIFIED™



Dimensions shown are maximum. Due to the nature of the materials involved, actual unit dimensions can vary (tolerances: +0 / -1/8 inch).  
Oasis reserves the right to modify or discontinue product and/or associated equipment without prior written or verbal notification or obligation.

Model ID	Package Code	Description (define configuration referencing seat side)
SHFW-WXR-3837 / ADA10-RS (right seat)		36" x 36" interior, center drain, R or L expanded wall face, ramped 1/2-inch threshold shower, with a 1.50" dia. stainless steel single bar & folding seat package (single horizontal inside corner bar) (seat opposite control wall).
SHFW-WXL-3837 / ADA10-LS (left seat)		
	DELETE / SHWR ROD-SH	Delete shower curtain rod from package. (DOES NOT compromise compliance).
Option:	CRT-36	Site installed, white, 150 denier fabric, bottom weighted shower curtain with integrated rings.



- Photo 1: Grab Bars: Factory-installed 1.50-inch diameter, concealed attachment, 18 gauge, #304 brushed stainless steel grab bars. Concealed attachment design provides tamper-resistance and minimizes debris collection areas at contact points, compared to common exposed flange bar designs, without compromising bar or attachment integrity. (Reinforced areas include a structural core material encapsulated in FRP composite.)
- Photo 2: L-Shaped Shower Seat: Factory-installed L-shaped shower seat with non-porous, high-pressure laminate upper and lower surfaces, fused to high-density phenolic core. The seat area secures to an 18 gauge, #304 stainless steel framework, and easily pivots upward to store along the wall without supplemental fasteners. Heavy-duty wall (hinge) bracket design eliminates supplemental legs and is formed from 10 gauge, #304 brushed stainless steel. (Reinforced area includes a structural core material encapsulated in FRP composite.)
- Photo 3: Shower Curtain Rod: Factory-installed 1.00-inch diameter, concealed attachment, 18 gauge, stainless steel shower curtain rod with polished finished.
- Photo 4: Shower Curtain: White, 150 denier fabric, bottom weighted shower curtain with integrated rings.

#### Available Factory Installed Packages (model available without any component or reinforcement packages)

##### Component Packages:

- ANS17 package code: 2-wall, 2-bar package (1-vertical bar) with phenolic folding RH or LH seat & shower rod, based on ANSI-2017
- ADA10 package code: 2-wall, 2-bar package with phenolic folding RH or LH seat & shower rod, based on ADA-2010
- 2BAR package code: 2-wall, 2-bar package (1-vertical bar) with RH or LH seat reinforcement
- ICBAR package code: 2-wall, single-bar package with RH or LH seat reinforcement

##### Reinforced **ONLY** Packages:

- FH-RS/LS package code: reinforcement for horizontal bars & RH or LH seat, replicating ADA package
- FHV-RS/LS package code: reinforcement for a vertical bar, horizontal bars & RH or LH seat, replicating ANS package
- FHV-DS package code: reinforcement for vertical & horizontal bars, RH & LH seat, replicating ANS package
- 3SM & 3SF package codes: expanded reinforcement packages, (with or without package components)