

Oasis WX Configured, Ramped Threshold, Transfer Shower Compartment With ActivLife Horizontal & Vertical Bars Only Package (Not For Public Accommodation)



WXL unit shown

Specification – Oasis one-piece FRP gelcoat shower compartment SHFW-WXR/L-3837, having a 36 x 36-inch clear interior dimension, ½-inch high maximum finished threshold with floor attachment flange on lower threshold, and a single R or L expanded shower entry wall reveal to minimize transfer. An ActivLife factory-equipped package shall include a horizontal interior corner bar across the control wall and on back wall, a single vertical bar at entry on control wall, and reinforcement for seat opposite control wall. (To maintain required clear floor space seat reinforcement or folding seat must be installed on the WX wall.)

Standards Certification:

The shower compartment listed is manufactured in compliance with ANSI Z124 Standards, and certified through an ongoing, independent quality assurance and testing program.

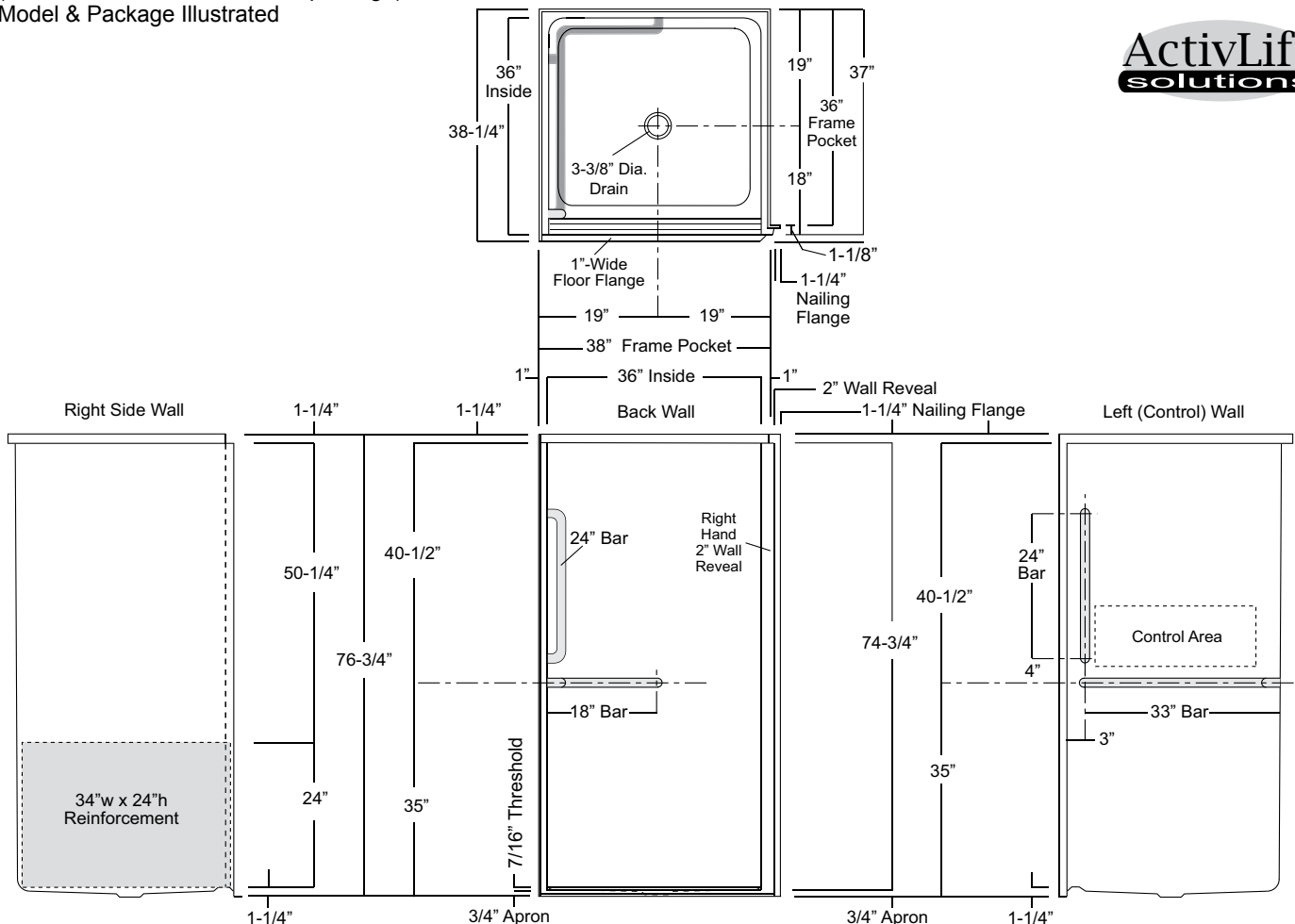


SHFW-WXR-3837 / 2BAR-L
(RH seat reinforcement / 2-bar package)
Model & Package Illustrated

NOTE: ANSI regulations limit the use of seat deleted packages to certain non-public use applications (see ADA & ANSI standards for restrictions).



Home Innovation
LAB CERTIFIED™



Dimensions shown are maximum. Due to the nature of the materials involved, actual unit dimensions can vary (tolerances: +0 / -3/8 inch). Oasis reserves the right to modify or discontinue product and/or associated equipment without prior written or verbal notification or obligation.

Model ID	Package Code	Description (define configuration referencing control side)
SHFW-WXL-3837 SHFW-WXR-3837	/ 2BAR-R (right control) / 2BAR-L (left control)	36" x 36" interior, center drain, R or L expanded wall face, ramped 1/2-inch threshold shower, with ActivLife 1.50" dia. stainless steel 2-bar package (single horizontal inside corner bar & single vertical control wall bar) with seat reinforcement opposite control wall.
Powder Coated Bar Packages (1.25-inch dia.)		
SHFW-WXL-3837 SHFW-WXR-3837	/ 2BAR-R WHT (right wall) / 2BAR-L WHT (left wall)	36" x 36" interior, center drain, R or L expanded wall face, ramped 1/2-inch threshold shower, with ActivLife 1.25" dia. white powder coated 2-bar (single horizontal corner bar across the control wall and back wall, single vertical bar on control wall) and seat reinforcement opposite control wall.
SHFW-WXL-3837 SHFW-WXR-3837	/ 2BAR-R SNK (right wall) / 2BAR-L SNK (left wall)	36" x 36" interior, center drain, R or L expanded wall face, ramped 1/2-inch threshold shower, with ActivLife 1.25" dia. nickel finish 2-bar (single horizontal corner bar across the control wall and back wall, single vertical bar on control wall) and seat reinforcement opposite control wall.
ADD / SHWR ROD-SH		Factory installed 1" dia. stainless steel shower curtain rod.


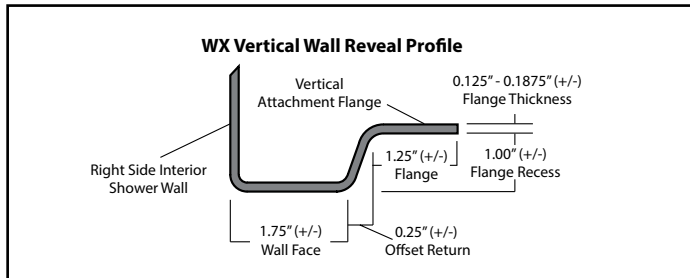
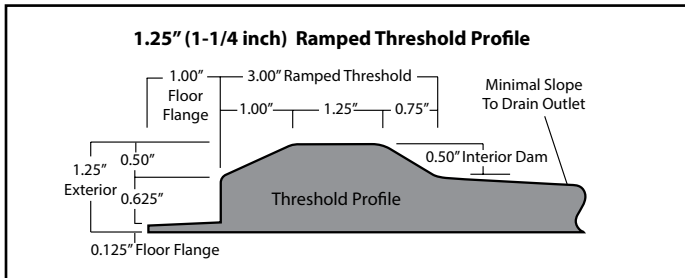


Photo 1: Grab Bars: Factory-installed 1.50-inch diameter, concealed attachment, 18 gauge, #304 brushed stainless steel grab bars. Concealed attachment design provides tamper-resistance and minimizes debris collection areas at contact points, compared to common exposed flange bar designs, without compromising bar attachment integrity. (Reinforced areas include a structural core material encapsulated in FRP composite.)

Photo 2: Grab Bars: Factory-installed 1.25-inch dia. powder coated (in finishes listed above), concealed attachment, 18 gauge, #304 stainless steel grab bars. Concealed attachment design provides tamper-resistance and minimizes debris collection areas at contact points, compared to common exposed flange bar designs, without compromising bar attachment integrity. (Reinforced areas include a structural core material encapsulated in FRP composite.)

Available Factory Installed Packages (model available without any component or reinforcement packages)

Component Packages:

- ANS17 package code: 2-wall, 2-bar package (1-vertical bar) with phenolic folding RH or LH seat & shower rod, based on ANSI-2017
- ADA10 package code: 2-wall, 2-bar package with phenolic folding RH or LH seat & shower rod, based on ADA-2010
- 2BAR package code: 2-wall, 2-bar package (1-vertical bar) with RH or LH seat reinforcement
- ICBAR package code: 2-wall, single-bar package with RH or LH seat reinforcement

Reinforced ONLY Packages:

- FH-RS/LS package code: reinforcement for horizontal bars & RH or LH seat, replicating ADA package
- FHV-RS/LS package code: reinforcement for a vertical bar, horizontal bars & RH or LH seat, replicating ANS package
- FHV-DS package code: reinforcement for vertical & horizontal bars, RH & LH seat, replicating ANS package
- 3SM & 3SF package codes: expanded reinforcement packages, (with or without package components)