

Oasis WX Configured Shower Compartment With 3-inch Threshold and ActivLife Single-Bar (2-wall horizontal) and Seat Reinforcement Package



Specification – Oasis one-piece FRP gelcoat shower compartment SHFW-WX3DR/L-3837, having a 36 x 36-inches clear interior dimension, 3-inch high finished threshold and expanded right or left shower entry wall reveal to minimize transfer space. ActivLife package includes a horizontal corner bar across the control wall and back wall and seat reinforcement opposite control wall.

Standards Certification:

The shower compartment listed is manufactured in compliance with ANSI Z124 Standards, and certified through an ongoing, independent quality assurance and testing program.

The factory-applied grab bar package is certified through an independent review program.

NOTE: The raised threshold of this model DOES NOT meet ADA or ANSI compliance.

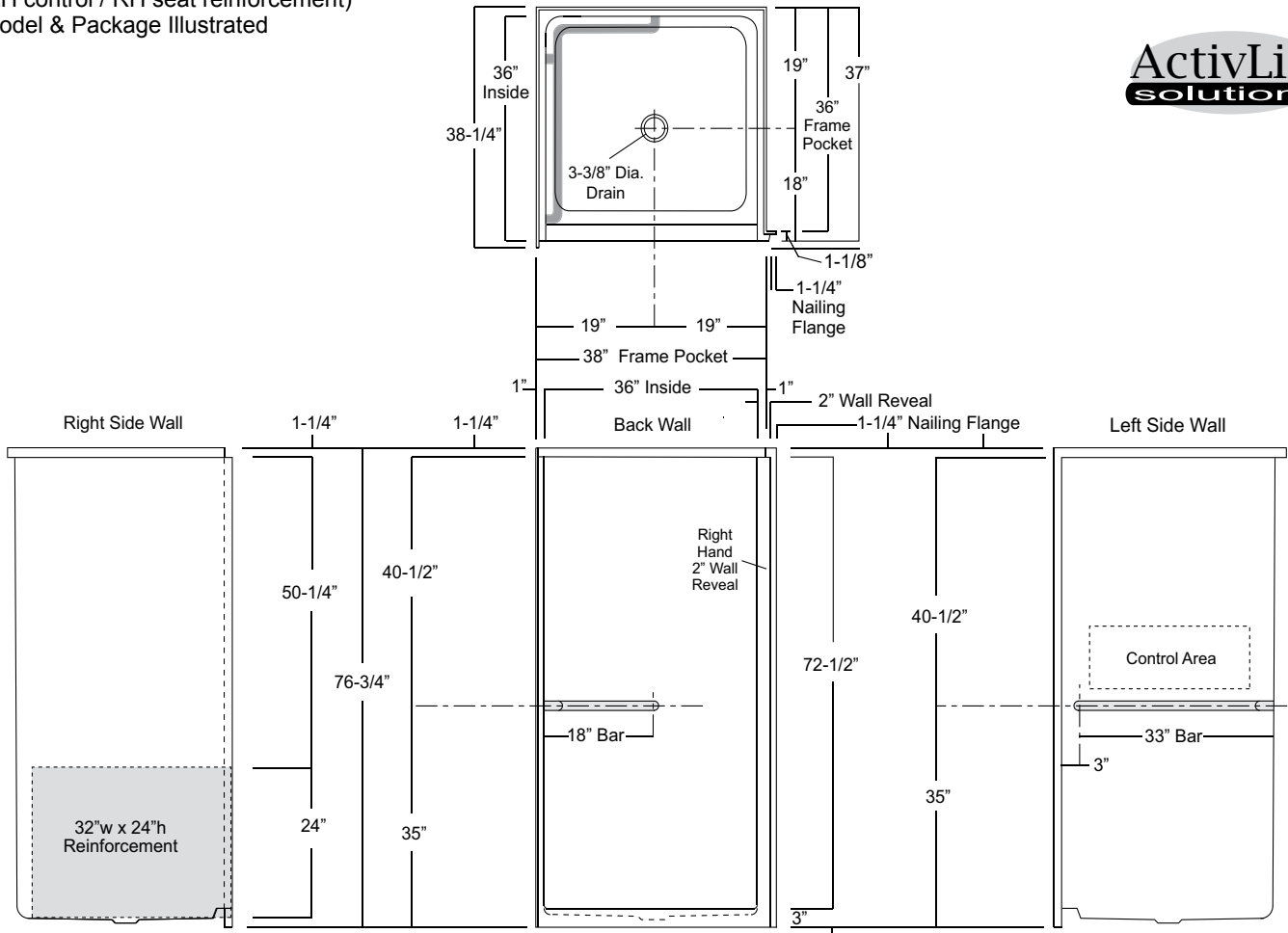


SHFW-WX3DR-3837 / ICBAR-L
(LH control / RH seat reinforcement)
Model & Package Illustrated

NOTE: Bar positioning prohibits the installation of a shower enclosure.



Home Innovation
LAB CERTIFIED™



Dimensions shown are maximum. Due to the nature of the materials involved, actual unit dimensions can vary (tolerances: +/- 1/8 inch). Oasis reserves the right to modify or discontinue product and/or associated equipment without prior written or verbal notification or obligation.

Model ID	Package Code	Description (define configuration referencing control side)
SHFW-WX3DL-3837	/ ICBAR-R	36" x 36" minimum interior, center drain, R or L wall face expanded, 3-inch threshold shower with an ActivLife 1.50" dia. stainless steel bar (single horizontal corner bar across the control wall and back wall) and seat reinforcement opposite control wall.
SHFW-WX3DR-3837	/ ICBAR-L	

Powder Coated Bar Packages (1.25-inch dia.)

SHFW-WX3DL-3837	/ ICBAR-R WHT (right wall)	36" x 36" minimum interior, center drain, R or L wall face expanded, 3-inch threshold shower with an ActivLife 1.25" dia. white powder coated bar (single horizontal corner bar across the control wall and back wall) and seat reinforcement opposite control wall.
SHFW-WX3DR-3837	/ ICBAR-L WHT (left wall)	

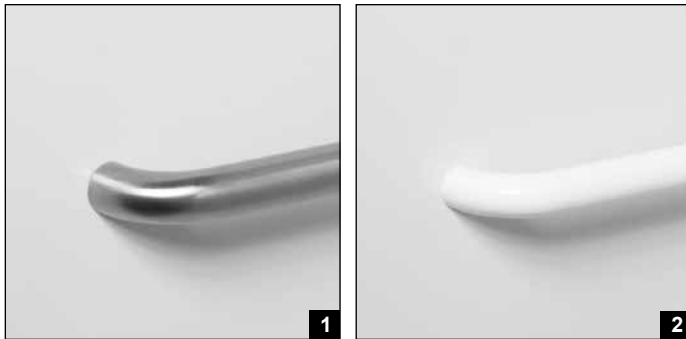
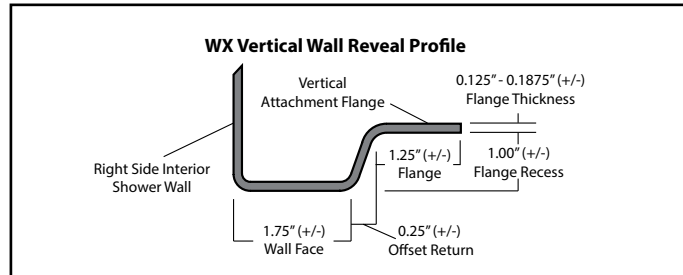


Photo 1: Grab Bars: Factory-installed 1.50-inch diameter, concealed attachment, 18 gauge, #304 brushed stainless steel grab bars. Concealed attachment design provides tamper-resistance and minimizes debris collection areas at contact points, compared to common exposed flange bar designs, without compromising bar attachment integrity. (Reinforced areas include a structural core material encapsulated in FRP composite.)

Photo 2: Grab Bars: Factory-installed 1.25-inch dia. powder coated (in finishes listed above), concealed attachment, 18 gauge, #304 stainless steel grab bars. Concealed attachment design provides tamper-resistance and minimizes debris collection areas at contact points, compared to common exposed flange bar designs, without compromising bar attachment integrity. (Reinforced areas include a structural core material encapsulated in FRP composite.)

Available Factory Installed Packages (model available without any component or reinforcement packages)

Component Packages:

- 2BAR package code: 2-wall, 2-bar package (1-vertical bar) with RH or LH seat reinforcement
- ICBAR package code: 2-wall, single-bar package with RH or LH seat reinforcement

Reinforced ONLY Packages:

- FH-RS/LS package code: reinforcement for horizontal bars & RH or LH seat, based on HUD/FHA-Fair Housing
- FHV-RS/LS package code: reinforcement for a vertical bar, horizontal bars & RH or LH seat, based on HUD/FHA-Fair Housing
- 3SM & 3SF package codes: expanded reinforcement packages, (with or without package components)