

Oasis WX Configured, Ramped Threshold, Transfer Shower Compartment With ActivLife Horizontal Bar Only Package (Not For Common Or Public Accommodation)



Specification – Oasis one-piece FRP gelcoat shower compartment SHFW-WX-3837, having a 36 x 36-inches clear interior dimension and ½-inch high maximum finished threshold with floor attachment flange on lower threshold, and expanded shower entry wall reveal to minimize transfer space. An ActivLife factory-equipped package shall include a horizontal interior corner bar across control wall and on back wall, and reinforcement for seat opposite control wall.

Standards Certification:

The shower compartment listed is manufactured in compliance with ANSI Z124 Standards, and certified through an ongoing, independent quality assurance and testing program.

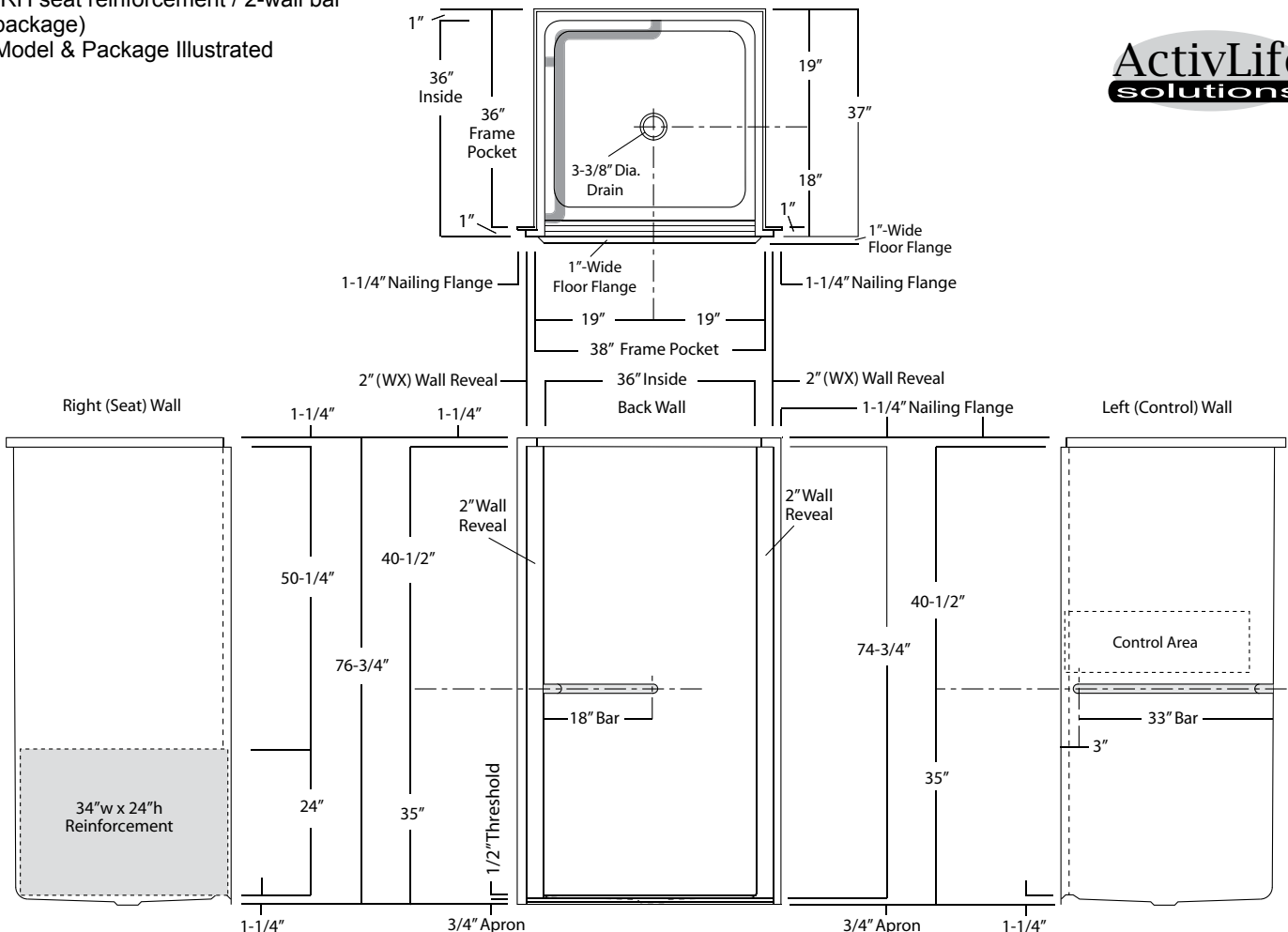


SHFW-WX-3837 / ICBAR-L
 (RH seat reinforcement / 2-wall bar package)
 Model & Package Illustrated

NOTE: ADA regulations limit the use of seat deleted packages to certain non-public use applications (see ADA & ANSI standards for restrictions).



Home Innovation
 LAB CERTIFIED™



Dimensions shown are maximum. Due to the nature of the materials involved, actual unit dimensions can vary (tolerances: +0 / -1/8 inch). Oasis reserves the right to modify or discontinue product and/or associated equipment without prior written or verbal notification or obligation.

Model ID	Package Code	Description (define configuration referencing control side)
SHFW-WX-3837	/ ICBAR-R	36" x 36" interior, center drain, wall face expanded, ramped 1/2-inch threshold shower, with ActivLife 1.50" dia. stainless steel single horizontal inside corner bar on the control and back wall and seat reinforcement opposite control wall.
SHFW-WX-3837	/ ICBAR-L	
Powder Coated Bar Packages (1.25-inch dia.)		
SHFW-WX-3837	/ ICBAR-R WHT (right wall)	36" x 36" interior, center drain, wall face expanded, ramped 1/2-inch threshold shower, with ActivLife 1.25" dia. white powder coated bar (single horizontal corner bar across the control wall and back wall) and seat reinforcement opposite control wall.
SHFW-WX-3837	/ ICBAR-L WHT (left wall)	
SHFW-WX-3837	/ ICBAR-R SNK (right wall)	36" x 36" interior, center drain, wall face expanded, ramped 1/2-inch threshold shower, with ActivLife 1.25" dia. nickel finish bar (single horizontal corner bar across the control wall and back wall) and seat reinforcement opposite control wall.
SHFW-WX-3837	/ ICBAR-L SNK (left wall)	
ADD / SHWR ROD-SH		Factory installed 1" dia. stainless steel shower curtain rod.

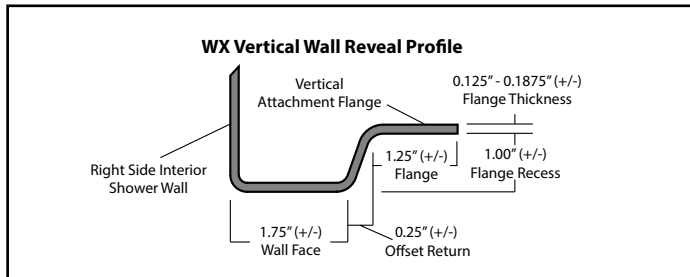
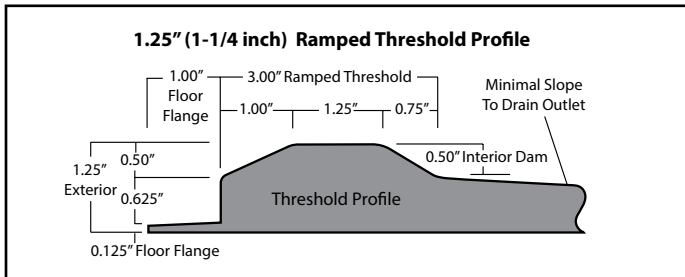


Photo 1: Grab Bars: Factory-installed 1.50-inch diameter, concealed attachment, 18 gauge, #304 brushed stainless steel grab bars. Concealed attachment design provides tamper-resistance and minimizes debris collection areas at contact points, compared to common exposed flange bar designs, without compromising bar attachment integrity. (Reinforced areas include a structural core material encapsulated in FRP composite.)

Photo 2: Grab Bars: Factory-installed 1.25-inch dia. powder coated (in finishes listed above), concealed attachment, 18 gauge, #304 stainless steel grab bars. Concealed attachment design provides tamper-resistance and minimizes debris collection areas at contact points, compared to common exposed flange bar designs, without compromising bar attachment integrity. (Reinforced areas include a structural core material encapsulated in FRP composite.)

Available Factory Installed Packages (model available without any component or reinforcement packages)

Component Packages:

- ANS17 package code: 2-wall, 2-bar package (1-vertical bar) with phenolic folding RH or LH seat & shower rod, based on ANSI-2017
- ADA10 package code: 2-wall, 2-bar package with phenolic folding RH or LH seat & shower rod, based on ADA-2010
- 2BAR package code: 2-wall, 2-bar package (1-vertical bar) with RH or LH seat reinforcement
- ICBAR package code: 2-wall, single-bar package with RH or LH seat reinforcement

Reinforced ONLY Packages:

- FH-RS/LS package code: reinforcement for horizontal bars & RH or LH seat, replicating ADA package
- FHV-RS/LS package code: reinforcement for a vertical bar, horizontal bars & RH or LH seat, replicating ANS package
- FHV-DS package code: reinforcement for vertical & horizontal bars, RH & LH seat, replicating ANS package
- 3SM & 3SF package codes: expanded reinforcement packages, (with or without package components)