

Oasis Ramped Threshold, Roll-In Type Shower Compartment With (ICC/ANSI A117.1-2017 Compliant) 2-Horizontal Bars, Vertical Bar And Folding Seat Package



Specification – Oasis one-piece FRP gelcoat shower compartment SHFW-6235, having a 60 x 30-inch minimum clear interior dimension and 7/16-inch high maximum finished threshold with floor attachment flange on lower threshold. A factory-equipped package, in compliance with ICC/ANSI A117.1-2017 for Accessible Design, shall include a horizontal and vertical bar on the side wall opposite the seat a horizontal bar on the back wall, and a folding seat.

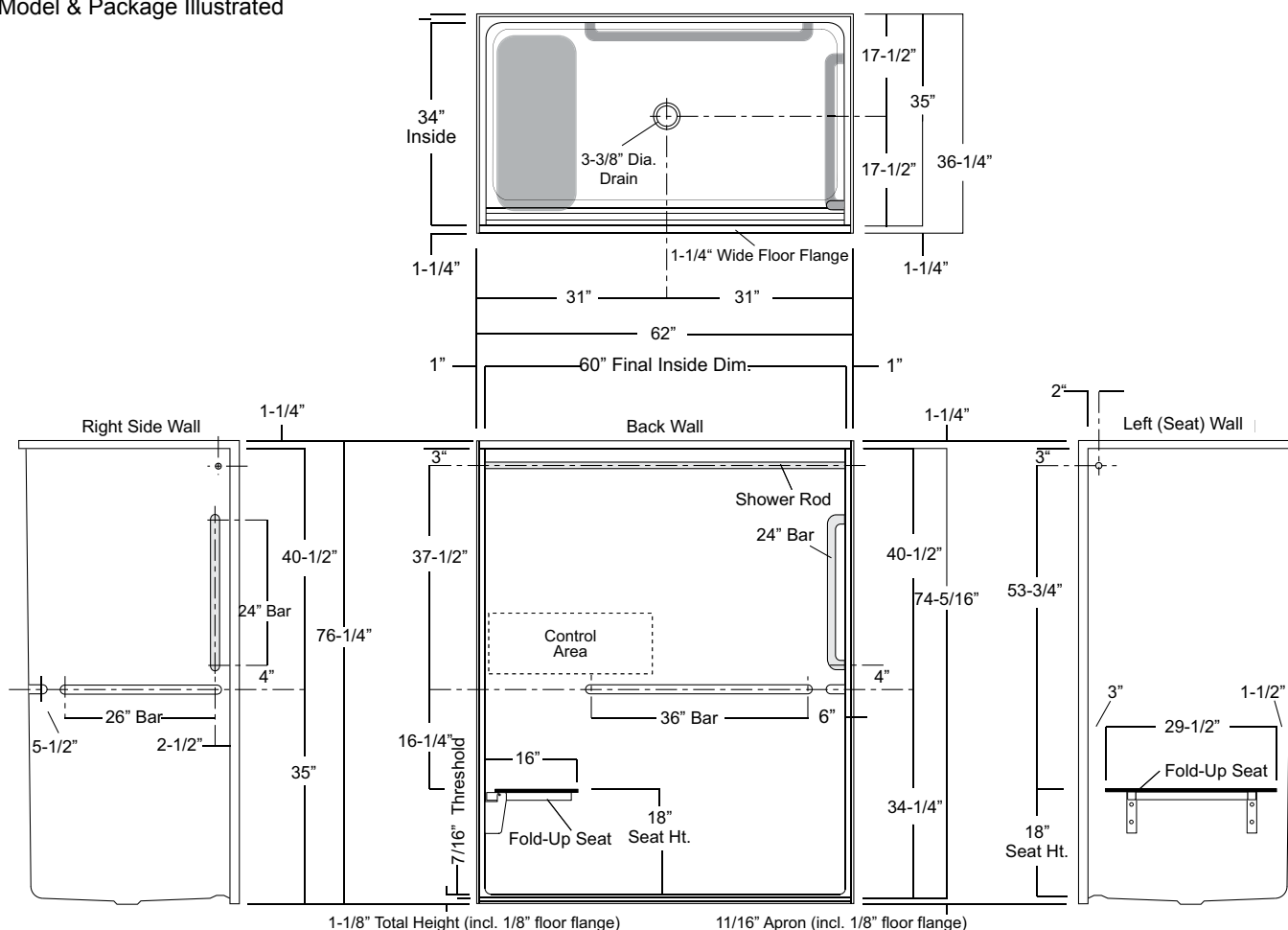
Standards Certification:

The shower compartment listed is manufactured in compliance with ANSI Z124 Standards, and certified through an ongoing, independent quality assurance and testing program.

The factory-applied grab bars and seat package are installed in compliance with ICC / ANSI A117.1 Standards, and certified through an independent review program.

Oasis[®]

SHFW-6235 / ANS17-LS
(LH seat / 3-bar & seat package)
Model & Package Illustrated



Model ID	Package Code	Description (define configuration referencing seat side)
SHFW-6235	/ ANS17-RS (right seat)	60" x 30" minimum interior, center drain, ramped 7/16-inch threshold shower with a 1.50" dia. stainless steel 3-bar and seat package (horizontal & vertical bar opposite seat, horizontal back wall bar and folding seat).
SHFW-6235	/ ANS17-LS (left seat)	
DELETE / SHWR ROD-SH		Delete shower curtain rod from package. (DOES NOT compromise compliance).
Option:	CRT-48/60	Site installed, white, 150 denier fabric, bottom weighted shower curtain with integrated rings.


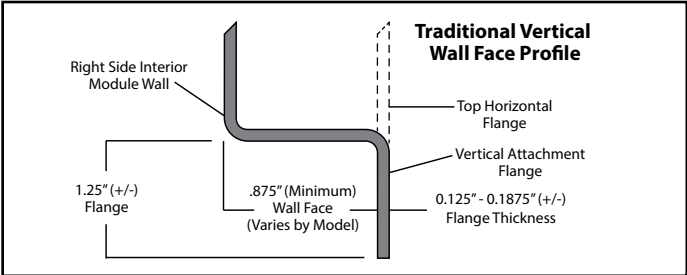
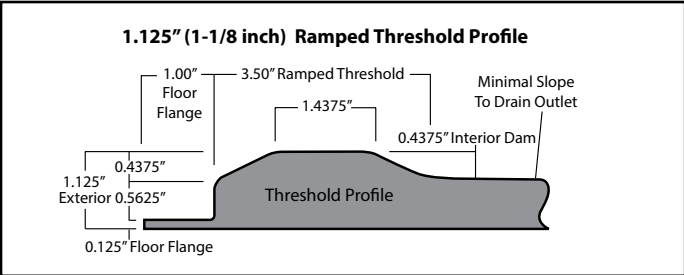


Photo 1: Grab Bars: Factory-installed 1.50-inch diameter, concealed attachment, 18 gauge, #304 brushed stainless steel grab bars. Concealed attachment design provides tamper-resistance and minimizes debris collection areas at contact points, compared to common exposed flange bar designs, without compromising bar attachment integrity. (Reinforced areas include a structural core material encapsulated in FRP composite.)

Photo 2: Shower Bench Seat: Factory-installed shower bench seat with non-porous, high-pressure laminate upper and lower surfaces, fused to high-density phenolic core. The seat area secures to an 18 gauge, #304 stainless steel framework, and easily pivots upward to store along the wall without supplemental fasteners. Heavy-duty wall (hinge) bracket design eliminates supplemental legs and is formed from 10 gauge, #304 brushed stainless steel. (Reinforced area includes a structural core material encapsulated in FRP composite.)

Photo 3: Shower Curtain Rod: Factory-installed 1.00-inch diameter, concealed attachment, 18 gauge, stainless steel shower curtain rod with polished finished.

Photo 4: Shower Curtain: White, 150 denier fabric, bottom weighted shower curtain with integrated rings.

Available Factory Installed Packages (model available without any component or reinforcement packages)

Component Packages:

1. ANS17 package code: 2-wall, 3-bar package with phenolic folding RH or LH seat & shower rod, based on ANSI-2017
2. ADA/TL package code: 2-wall, 2-bar package with phenolic folding RH or LH seat & shower rod, based on ADA-2010
3. ADA-RI package code: 3-wall, 3-bar package and shower rod, based on ADA-2010 & ANSI-2017
4. 2BAR & 3BAR package code: 2-wall, 2-bar or 3-bar packages with RH or LH seat reinforcement

Reinforced ONLY Packages:

5. FH package code: reinforcement for horizontal bars, based on HUD/FHA-Fair Housing
6. TLRf-RS/LS & TLVRf-RS/LS pkg codes: replicating "ADA" & "ANSI" component packages with single seat reinforcement
7. TLRf-DS package code: replicating "ADA" & "ANSI" package with dual seat reinforcement
8. 3SM & 3SF package codes: expanded reinforcement packages, (with or without package components)