


50-inch / Private Access / Bars Only



The factory-applied grab bar and seat package is certified through an independent review program.



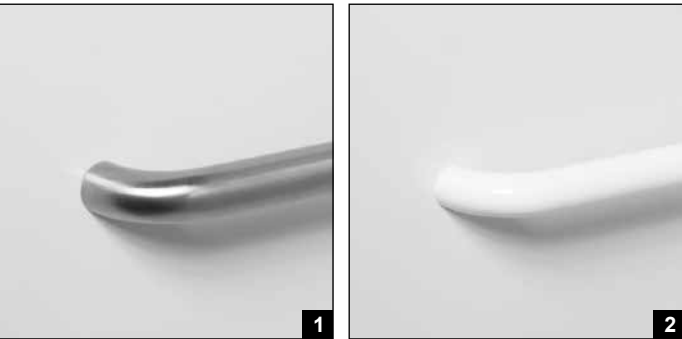
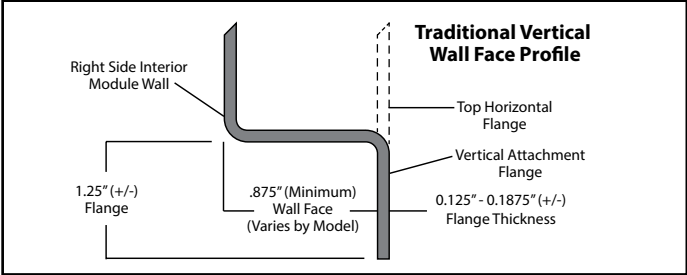
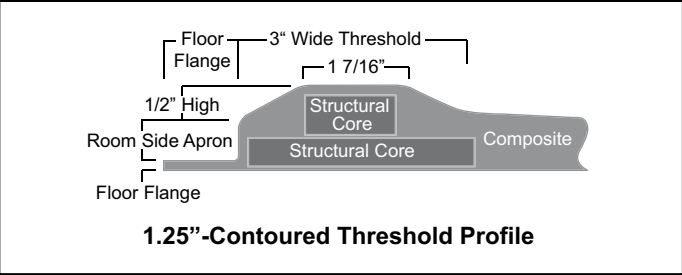
ActivLife
solutions



Model ID	Package Code	Description (define configuration referencing control side)
SHFW-5038	/ BP1-R (right wall)	50" x 38", center drain, ramped threshold shower with ActivLife 1.50" dia. stainless steel 2-bar package (horizontal back & control wall bars).
SHFW-5038	/ BP1-L (left wall)	

Powder Coated Bar Packages (1.25-inch dia.)

SHFW-5038	/ BP1-R WHT (right wall)	50" x 38", center drain, ramped threshold shower with ActivLife 1.25" dia. white powder coated 2-bar package (horizontal back & control wall bars).
SHFW-5038	/ BP1-L WHT (left wall)	
SHFW-5038	/ BP1-R OFW (right wall)	50" x 38", center drain, ramped threshold shower with ActivLife 1.25" dia. off-white powder coated 2-bar package (horizontal back & control wall bars).
SHFW-5038	/ BP1-L OFW (left wall)	
SHFW-5038	/ BP1-R SNK (right wall)	50" x 38", center drain, ramped threshold shower with ActivLife 1.25" dia. nickel finish 2-bar package (horizontal back & control wall bars).
SHFW-5038	/ BP1-L SNK (left wall)	



- Photo 1: Grab Bars: Factory-installed 1.50-inch diameter, concealed attachment, 18 gauge, #304 brushed stainless steel grab bars. Concealed attachment design provides tamper-resistance and minimizes debris collection areas at contact points, compared to common exposed flange bar designs, without compromising bar attachment integrity. (Reinforced areas include a structural core material encapsulated in FRP composite.)
- Photo 2: Grab Bars: Factory-installed 1.25-inch dia. powder coated (in finishes listed above), concealed attachment, 18 gauge, #304 stainless steel grab bars. Concealed attachment design provides tamper-resistance and minimizes debris collection areas at contact points, compared to common exposed flange bar designs, without compromising bar attachment integrity. (Reinforced areas include a structural core material encapsulated in FRP composite.)

Available Factory Installed Packages (model available without any component or reinforcement packages)

Component Packages:

1. TLV package code: 2-wall, 3-bar package with phenolic folding RH or LH seat
2. TL package code: 2-wall, 2-bar package with phenolic folding RH or LH seat
3. BP2 package code: 2-wall, 3-bar package
4. BP1 package code: 2-wall, 2-bar package

Reinforced ONLY Packages:

5. FH package code: reinforcement for horizontal bars, based on HUD/FHA-Fair Housing
6. TLVRF-RS/LS package code: reinforcement for a vertical bar, horizontal bars & RH or LH seat, replicating ANS package
7. TLVRF-DS package code: reinforcement for vertical & horizontal bars, RH & LH seat, replicating ANS package
8. 3SM & 3SF package codes: expanded reinforcement packages, (with or without package components)