

## Oasis 48-inch, Ramped Threshold Shower Compartment With ActivLife 2-Bar (2-horizontal) Package



**Specification** – Oasis one-piece FRP gelcoat shower compartment SHFW-4836, having a 1/2-inch high maximum finished, ramped threshold with floor attachment flange on lower threshold. ActivLife package includes a single horizontal bar on the back wall and control wall.

### Standards Certification:

The shower compartment listed is manufactured in compliance with ANSI Z124 Standards, and certified through an ongoing, independent quality assurance and testing program.

The factory-applied grab bar and seat package is certified through an independent review program.

48-inch / Private Access / Bars Only

# Oasis®

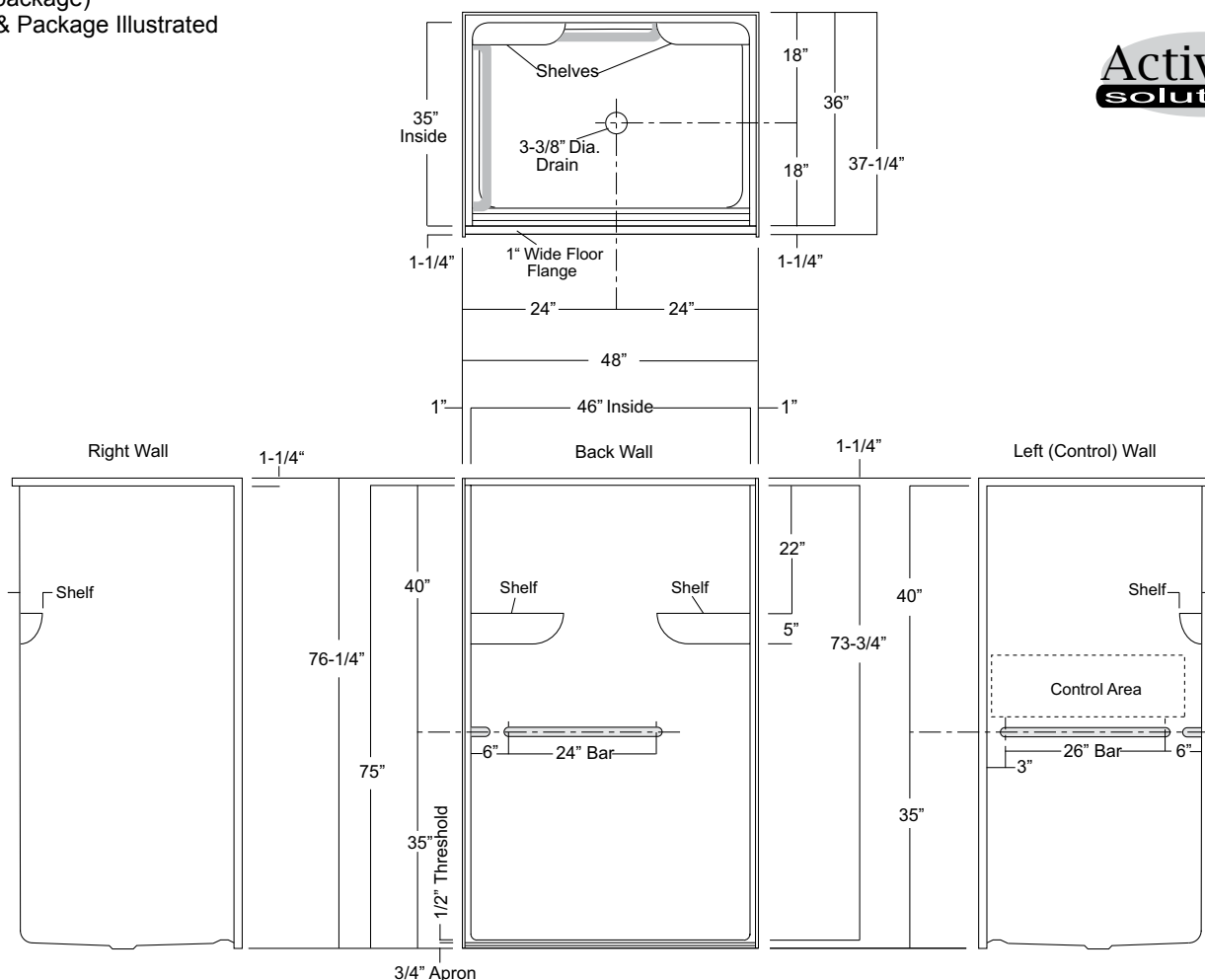
**SHFW-4836 / BP1-L**  
(2-bar package)  
Model & Package Illustrated

**NOTE:** Bar positioning prohibits the installation of a shower enclosure.



**Home Innovation**  
LAB CERTIFIED™

**ActivLife**  
solutions


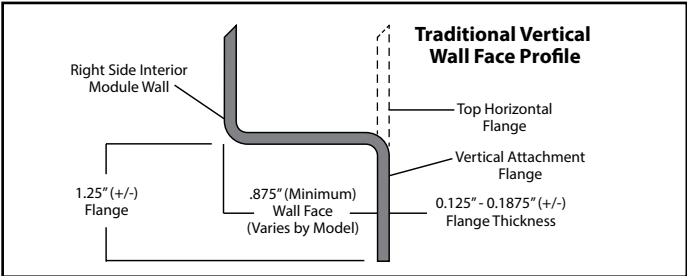
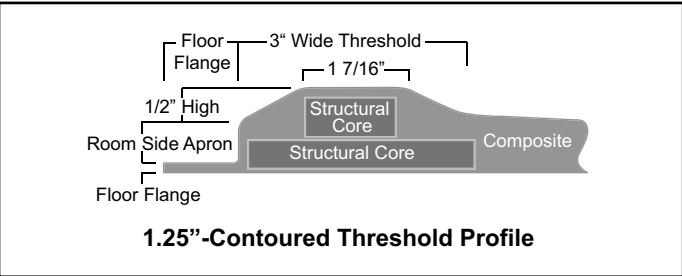


Dimensions shown are maximum. Due to the nature of the materials involved, actual unit dimensions can vary (tolerances: + / - 1/8 inch).  
Oasis reserves the right to modify or discontinue product and/or associated equipment without prior written or verbal notification or obligation.

Model ID	Package Code	Description (define configuration referencing control side)
SHFW-4836	/ BP1-R (right wall)	48" x 36", center drain, ramped threshold shower with ActivLife 1.50" dia. stainless steel 2-bar package (horizontal back & control wall bars).
SHFW-4836	/ BP1-L (left wall)	

**Powder Coated Bar Packages (1.25-inch dia.)**

SHFW-4836	/ BP1-R WHT (right wall)	48" x 36", center drain, ramped threshold shower with ActivLife 1.25" dia. white powder coated 2-bar package (horizontal back & control wall bars).
SHFW-4836	/ BP1-L WHT (left wall)	
SHFW-4836	/ BP1-R SNK (right wall)	48" x 36", center drain, ramped threshold shower with ActivLife 1.25" dia. nickel finish 2-bar package (horizontal back & control wall bars).
SHFW-4836	/ BP1-L SNK (left wall)	



- Photo 1: Grab Bars: Factory-installed 1.50-inch diameter, concealed attachment, 18 gauge, #304 brushed stainless steel grab bars. Concealed attachment design provides tamper-resistance and minimizes debris collection areas at contact points, compared to common exposed flange bar designs, without compromising bar attachment integrity. (Reinforced areas include a structural core material encapsulated in FRP composite.)
- Photo 2: Grab Bars: Factory-installed 1.25-inch dia. powder coated (in finishes listed above), concealed attachment, 18 gauge, #304 stainless steel grab bars. Concealed attachment design provides tamper-resistance and minimizes debris collection areas at contact points, compared to common exposed flange bar designs, without compromising bar attachment integrity. (Reinforced areas include a structural core material encapsulated in FRP composite.)

**Available Factory Installed Packages** (model available without any component or reinforcement packages)

**Component Packages:**

1. TLV package code: 2-wall, 3-bar package with phenolic folding RH or LH seat
2. TL package code: 2-wall, 2-bar package with phenolic folding RH or LH seat
3. BP2 package code: 2-wall, 3-bar package
4. BP1 package code: 2-wall, 2-bar package

**Reinforced ONLY Packages:**

5. FH package code: reinforcement for horizontal bars, based on HUD/FHA-Fair Housing
6. 3SM & 3SF package codes: expanded reinforcement packages, (with or without package components)