



60-INCH MODEL

SH-6036 (single seat)

Rough-In Dimensions	60" wide x 37-1/4" deep x 76-1/2" high (w/ 4-inch dam)
Finished Dimensions	60" wide x 36" deep x 75-1/4" high (w/ 4-inch dam)
Unit Features	<ul style="list-style-type: none">● One - Piece Fiberglass Composite Construction● Sanitary Grade Polyester Gelcoat Surface● 3-3/8" Dia. Center Drain (see following pages)● Elevated Corner Accessory Tower● Generous, Multi-Level Back Wall Shelving● Single, Ergonomic Seat● Ergonomic Corner Foot Rest For Shaving● Flat Wall Design To Accommodate Grab Bar Applications● Center, Lower Accessory Shelf● Low Profile Dam (standard)● Textured Floor Pattern● Balsa Wood Core Floor Structure
Special Notes	<ul style="list-style-type: none">● Optional ABF Model (provides 3 Inches of drain clearance)● Factory Applied Reinforcement Packages Available● Factory Applied Bar Packages Available



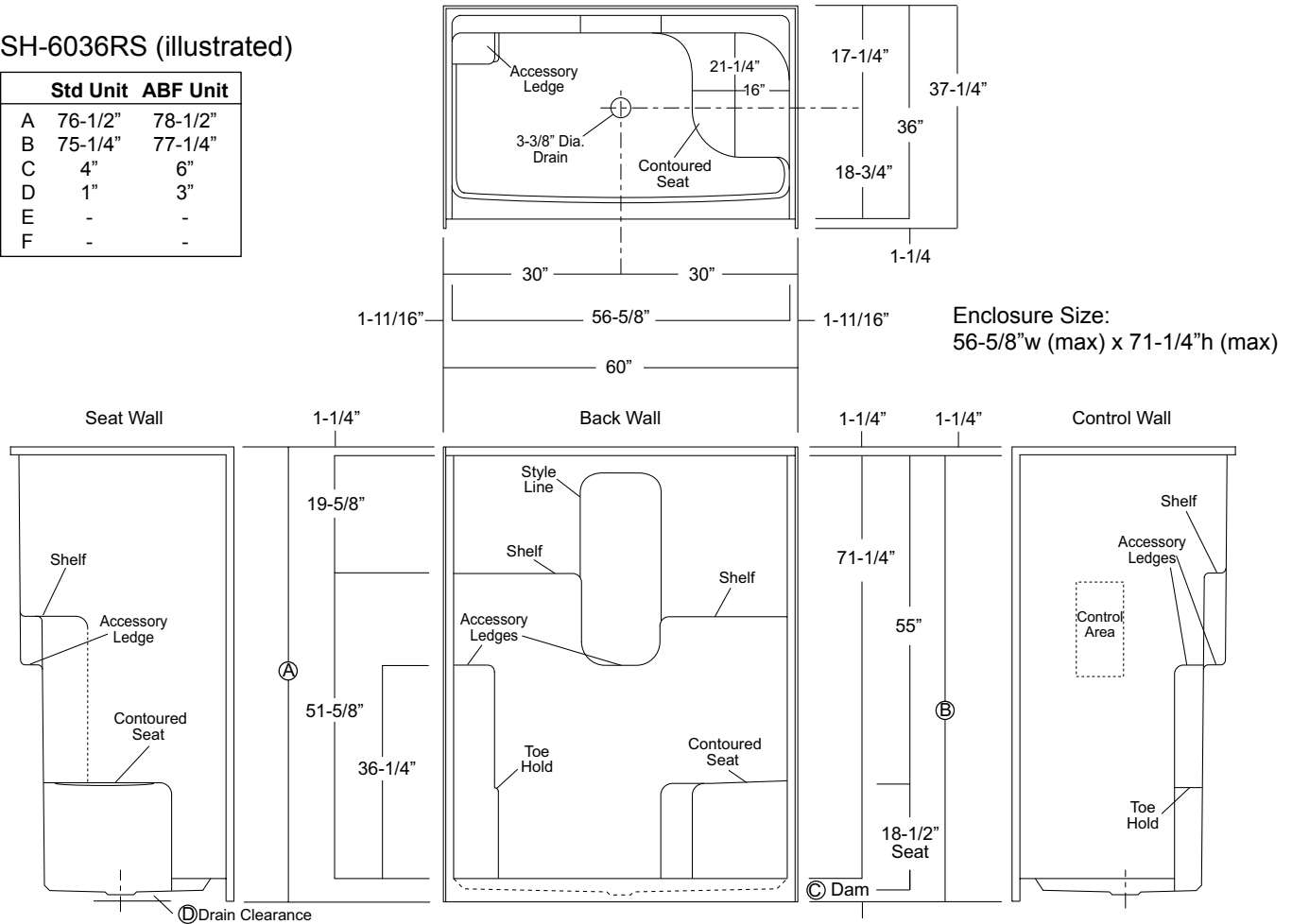
Order No.: SH-6036RS (RH seat / 4" dam)
SH-6036LS (LH seat / 4" dam)

SH-6036RS ABF (RH seat / 6" dam)
SH-6036LS ABF (LH seat / 6" dam)

60" x 36", one-piece gelcoated fiberglass shower stall with a single right hand or left hand contoured corner seat, 4" low profile dam (1" drain clearance), multi-level shelves, corner accessory ledge, wall surround, and center drain.

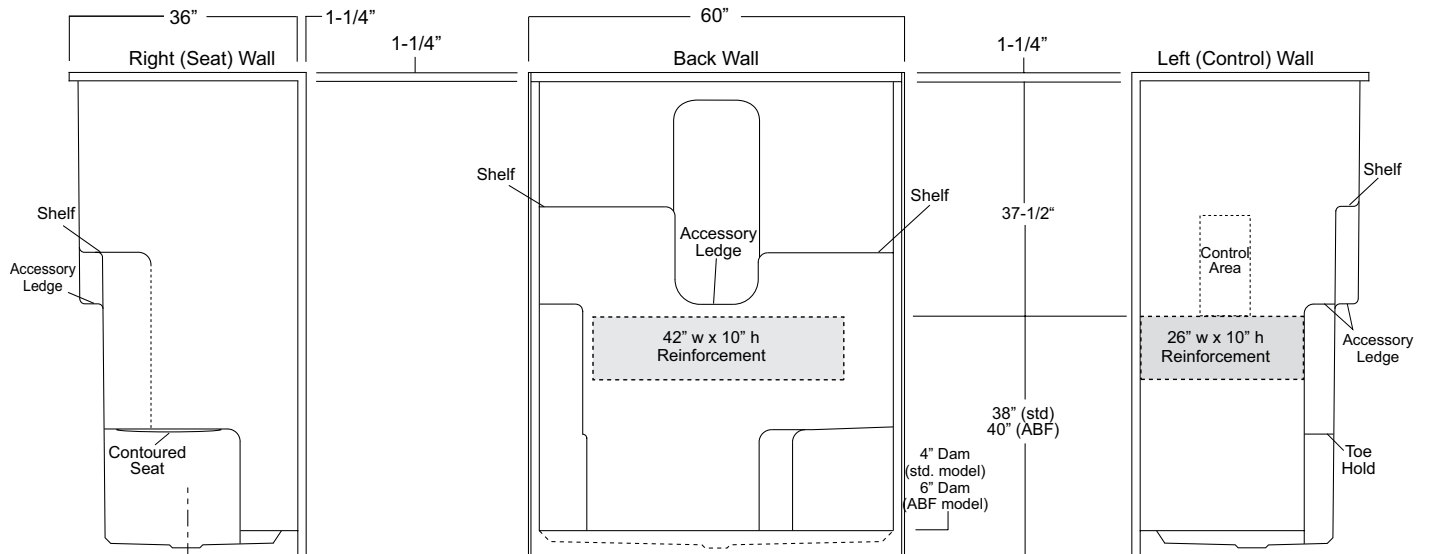
SH-6036RS (illustrated)

	Std Unit	ABF Unit
A	76-1/2"	78-1/2"
B	75-1/4"	77-1/4"
C	4"	6"
D	1"	3"
E	-	-
F	-	-



Package Order No.: FH (Fair Housing wall reinforcement)

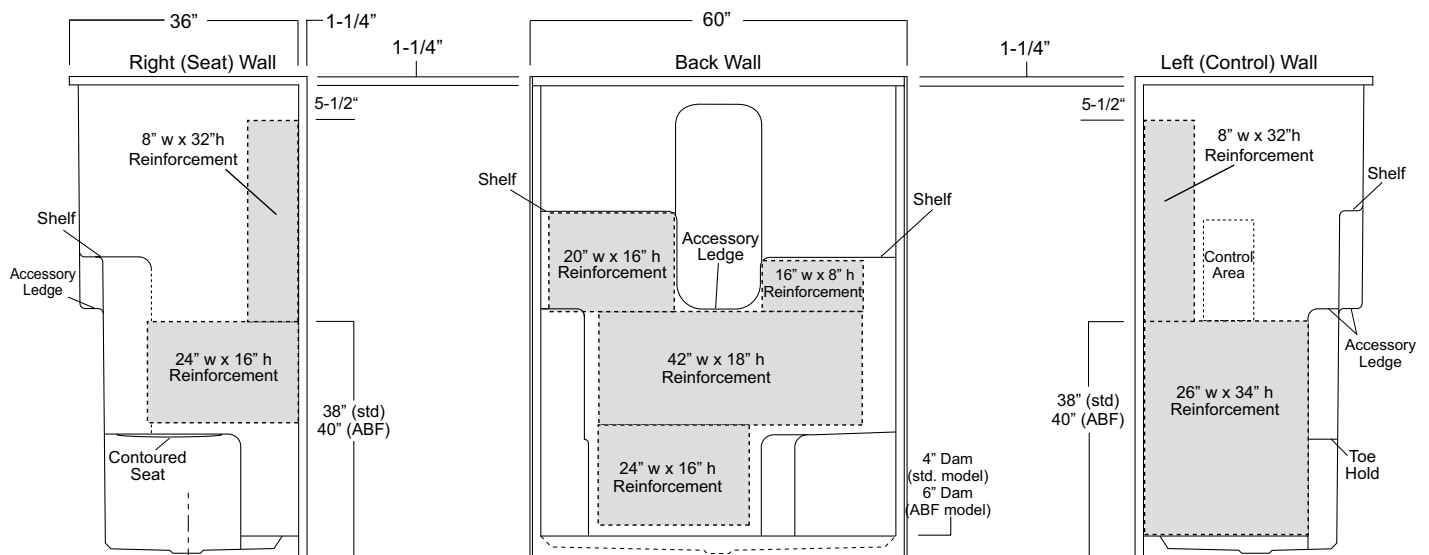
Package Includes: Factory applied, HUD-FHA compliant (Fair Housing), structurally reinforced wall areas (as shown) for the independent field application of bars.



Package Order No.: 3SM (3-side, mid-level wall reinforcement)

Package Includes: Factory applied, 3-side, mid-level, structurally reinforced wall areas (as shown), exceeding 'Fair Housing' (HUD/FHA) requirements.

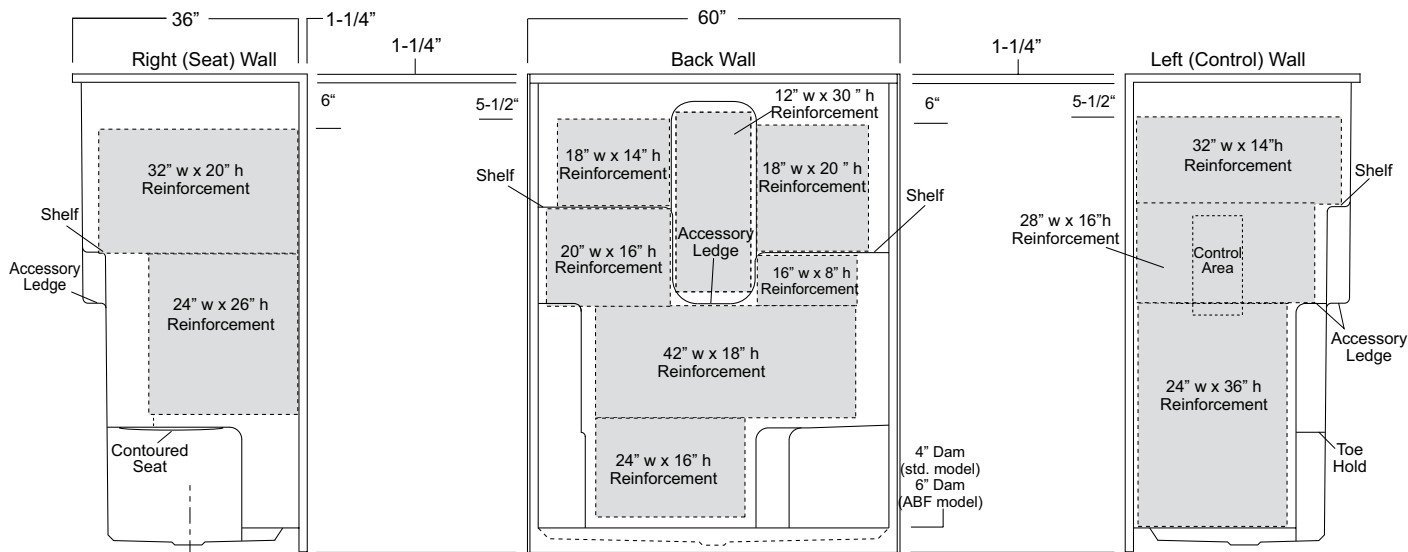
NOTE: Factory installed component packages available with listed reinforcement.



Package Order No.: 3SF (3-side, full-wall reinforcement)

Package Includes: Factory applied, 3-side, full-wrap, structurally reinforced wall areas (as shown), exceeding 'Fair Housing' (HUD/FHA) requirements, for the independent field application of bars.

NOTE: Factory installed component packages available with listed reinforcement.



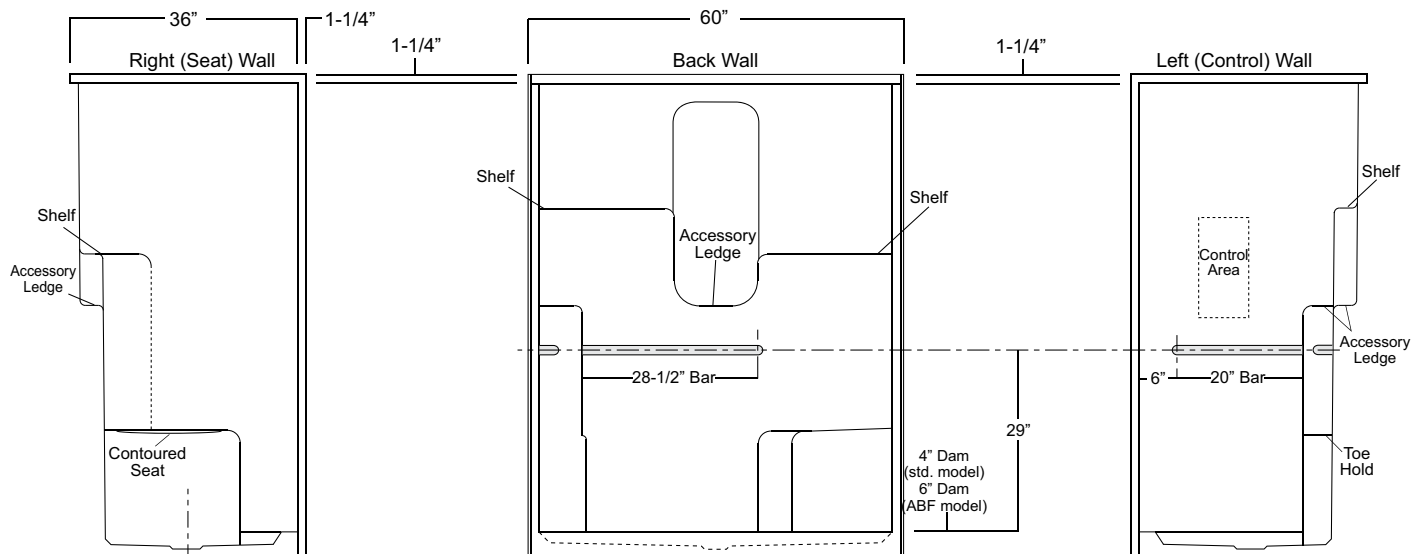
Package Order No.: BP1-60 (2-bar only package)

Upgrade Package No.: BP1-60 WHT (1-1/4" dia., white powder coat, 2-bar only package)

BP1-60 SNK (1-1/4" dia., satin nickel, 2-bar only package)

Package Includes: Factory installed, 1-1/2" dia. stainless steel, 2-bar package with basic reinforcement for components (as shown).

NOTE: Positioning of factory installed components allow for the installation of a shower enclosure.



Package Order No.: **BP2-60 (3-bar only package)**
 Upgrade Package No.: **BP2-60 WHT (1-1/4" dia., white powder coat, 3-bar only package)**
BP2-60 SNK (1-1/4" dia., satin nickel, 3-bar only package)

Package Includes: Factory installed, 1-1/2" dia. stainless steel, 3-bar package with basic reinforcement for components (as shown).
 NOTE: Positioning of factory installed components allow for the installation of a shower enclosure.

