

Oasis 4-Piece, 60-inch Shower Compartment With Integral Molded Seat and ActivLife 3-Bar (2-horizontal / 1-vertical) Package



Specification – Oasis 4-piece FRP gelcoat shower compartment SH4P-6032 RS or LS, having a single contoured seat and offered in a standard 4-inch or 6-inch (ABF) dam configuration. ActivLife package includes a single horizontal bar on the back wall and control wall, and a vertical bar on the control wall.

Standards Certification:

The shower compartment listed is manufactured in compliance with ANSI Z124 Standards, and certified through an ongoing, independent quality assurance and testing program.

The factory-applied grab bar package is certified through an independent review program.

60-inch / Private Access / Bars & Seat

Oasis

SH4P-6032R-LS / BP2-60
(LH seat / 3-bar package)
Model & Package Illustrated

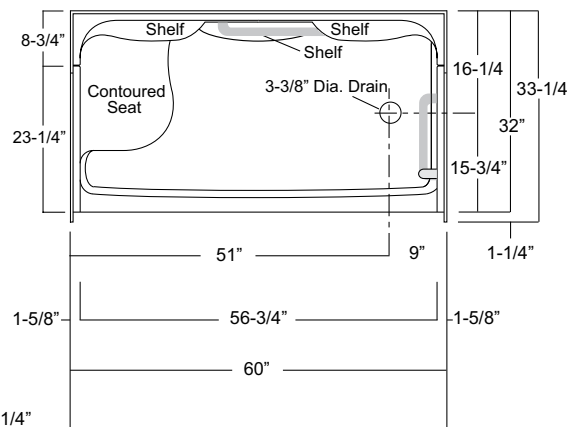
	Std Unit	ABF Unit
A	76-1/4"	78-1/4"
B	75"	77"
C	4"	6"
D	1"	3"
E	-	-
F	22"	24"

NOTE: Positioning of factory attached grab bars allow for the installation of a shower enclosure.

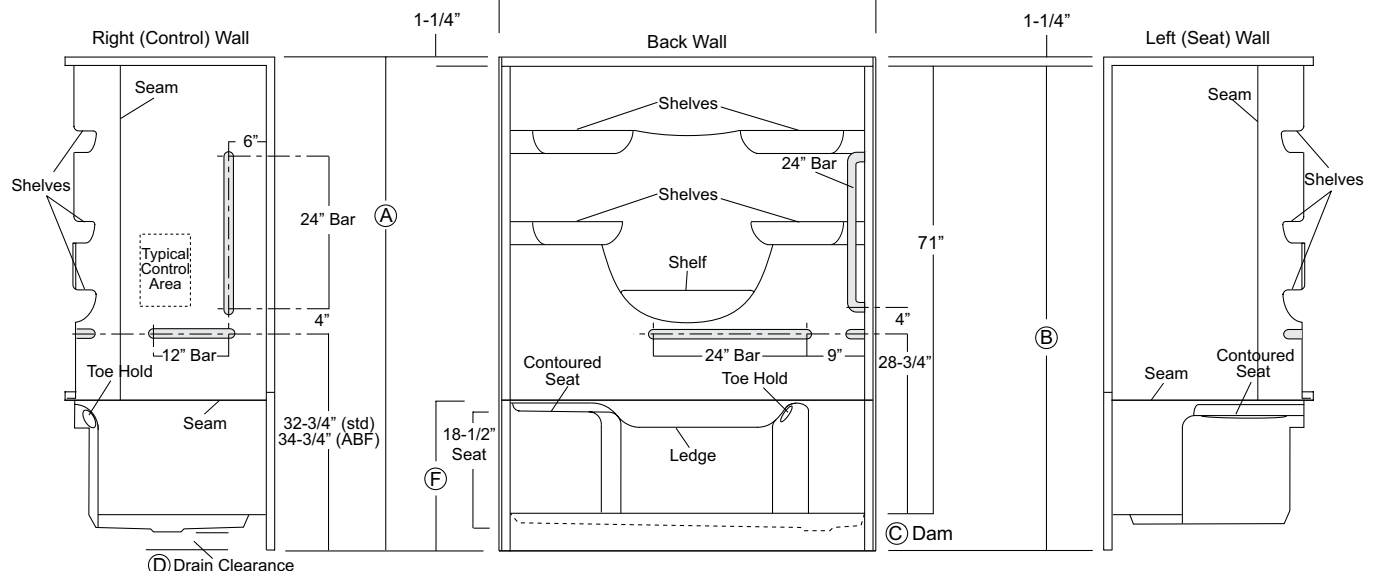


Home Innovation
LAB CERTIFIED™

ActivLife
solutions



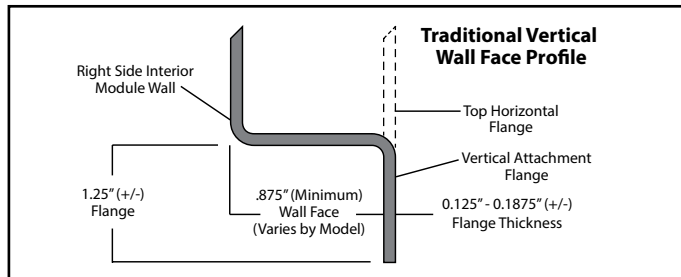


Enclosure Size:
56-3/4" w (max) x 71" h (max)



Dimensions shown are maximum. Due to the nature of the materials involved, actual unit dimensions can vary (tolerances: + / - 1/8 inch).
Oasis reserves the right to modify or discontinue product and/or associated equipment without prior written or verbal notification or obligation.

Model ID	Package Code	Description (define configuration referencing seat side)
SH4P-6032L-RS (right seat)(Std or ABF) / BP2-60 SH4P-6032R-LS (left seat)(Std or ABF) / BP2-60		60" x 32", 4-piece, end drain shower with contoured right or left hand seat, 4" (std) or 6" (ABF) dam, and ActivLife 1.50" dia. stainless steel 3-bar package (single horizontal bar on back wall and control wall, single vertical bar on control wall).
Powder Coated Bar Packages (1.25-inch dia.)		
SH4P-6032L- RS (right seat)(Std or ABF) / BP2-60 WHT SH4P-6032R- LS (left seat)(Std or ABF) / BP2-60 WHT		60" x 32", 4-piece, end drain shower with contoured right or left hand seat, 4" (std) or 6" (ABF) dam, and ActivLife 1.25" dia. white powder coated 3-bar package (single horizontal bar on back wall and control wall, single vertical bar on control wall).
SH4P-6032L- RS (right seat)(Std or ABF) / BP2-60 SNK SH4P-6032R- LS (left seat)(Std or ABF) / BP2-60 SNK		60" x 32", 4-piece, end drain shower with contoured right or left hand seat, 4" (std) or 6" (ABF) dam, and ActivLife 1.25" dia. nickel finish 3-bar package (single horizontal bar on back wall and control wall, single vertical bar on control wall).
ADD / SHWR ROD-SH		Factory installed 1" dia. stainless steel shower curtain rod.



- Photo 1: Grab Bars: Factory-installed 1.50-inch diameter, concealed attachment, 18 gauge, #304 brushed stainless steel grab bars. Concealed attachment design provides tamper-resistance and minimizes debris collection areas at contact points, compared to common exposed flange bar designs, without compromising bar attachment integrity. (Reinforced areas include a structural core material encapsulated in FRP composite.)
- Photo 2: Grab Bars: Factory-installed 1.25-inch dia. powder coated (in finishes listed above), concealed attachment, 18 gauge, #304 stainless steel grab bars. Concealed attachment design provides tamper-resistance and minimizes debris collection areas at contact points, compared to common exposed flange bar designs, without compromising bar attachment integrity. (Reinforced areas include a structural core material encapsulated in FRP composite.)

Available Factory Installed Packages (model available without any component or reinforcement packages)

Component Packages:

- BP2 package code: 2-wall, 3-bar package
- BP1 package code: 2-wall, 2-bar package

Reinforced **ONLY** Packages:

- FH package code: reinforcement for horizontal bars, based on HUD/FHA-Fair Housing