

# Oasis 48-inch Shower Compartment With ActivLife 3-Bar (2-horizontal / 1-vertical) Package



**Specification** – Oasis one-piece FRP gelcoat shower compartment SH-4836, offered in a standard 4-inch or 6-inch (ABF) dam configuration. ActivLife package includes a single horizontal bar on the back wall and control wall, and a vertical bar on the control wall.

## Standards Certification:

The shower compartment listed is manufactured in compliance with ANSI Z124 Standards, and certified through an ongoing, independent quality assurance and testing program.

The factory-applied grab bar package is certified through an independent review program.

48-inch / Private Access / Bars Only

# Oasis

**SH-4836 / BP2-L**

(3-bar package)

Model & Package Illustrated

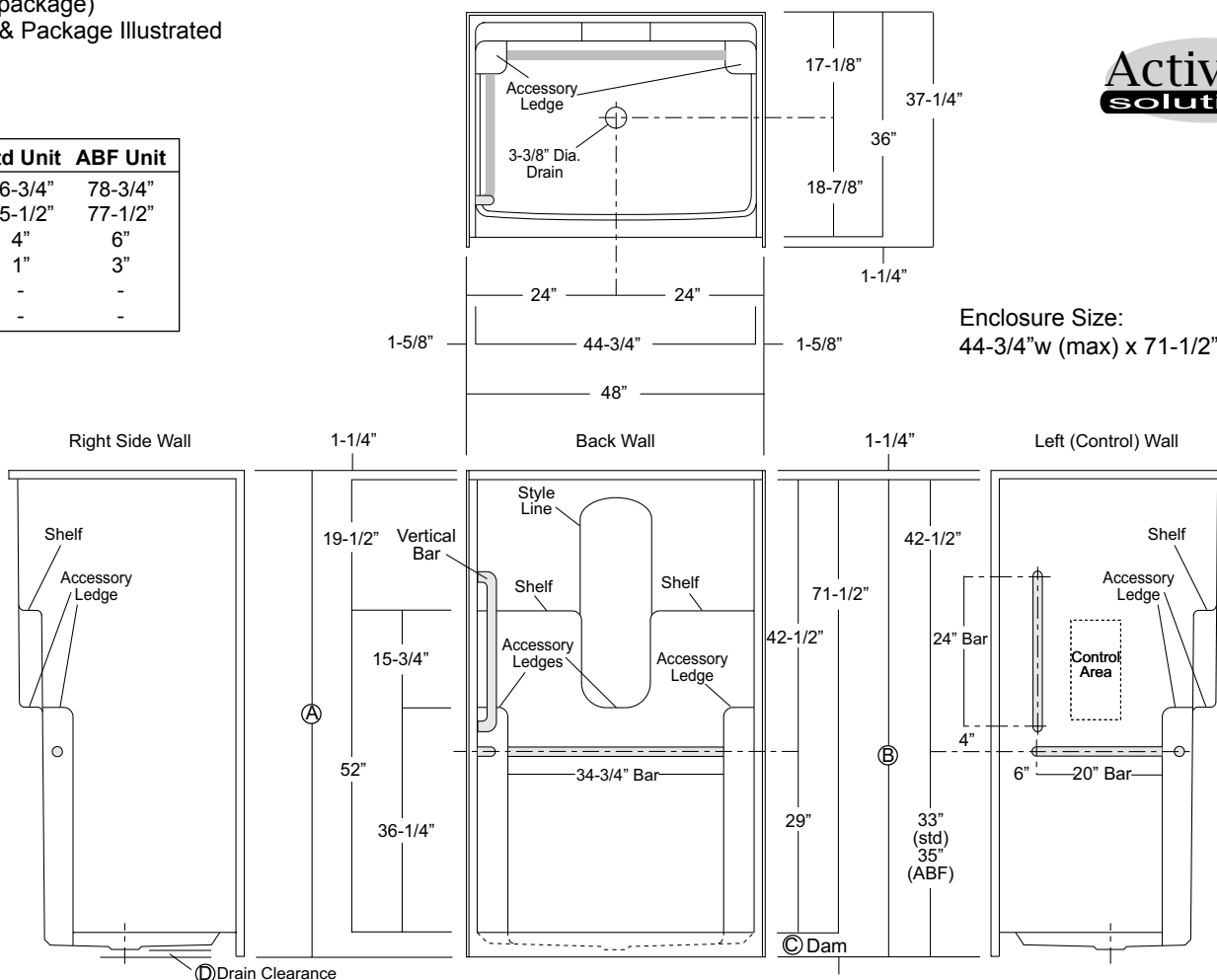
	Std Unit	ABF Unit
A	76-3/4"	78-3/4"
B	75-1/2"	77-1/2"
C	4"	6"
D	1"	3"
E	-	-
F	-	-

**NOTE:** Positioning of factory attached grab bars allow for the installation of a shower enclosure.



**Home Innovation**  
LAB CERTIFIED™

**ActivLife**  
solutions



Enclosure Size:  
44-3/4"w (max) x 71-1/2"h (max)

Dimensions shown are maximum. Due to the nature of the materials involved, actual unit dimensions can vary (tolerances: + / - 1/8 inch).  
Oasis reserves the right to modify or discontinue product and/or associated equipment without prior written or verbal notification or obligation.

Model ID	Package Code	Description (define configuration referencing control side)
SH-4836 (Std or ABF)	/ BP2-R (right wall)	48" x 36", center drain shower with 4" (std) or 6" (ABF) dam, and ActivLife 1.50" dia. stainless steel 3-bar package (single horizontal bar on back wall and control wall, single vertical bar on control wall).
SH-4836 (Std or ABF)	/ BP2-L (left wall)	

**Powder Coated Bar Packages (1.25-inch dia.)**

SH-4836 (Std or ABF)	/ BP2-R WHT (right wall)	48" x 36", center drain shower with 4" (std) or 6" (ABF) dam, and ActivLife 1.25" dia. white powder coated 3-bar package (single horizontal bar on back wall and control wall, single vertical bar on control wall).
SH-4836 (Std or ABF)	/ BP2-L WHT (left wall)	
SH-4836 (Std or ABF)	/ BP2-R OFW (right wall)	48" x 36", center drain shower with 4" (std) or 6" (ABF) dam, and ActivLife 1.25" dia. off-white powder coated 3-bar package (single horizontal bar on back wall and control wall, single vertical bar on control wall).
SH-4836 (Std or ABF)	/ BP2-L OFW (left wall)	
SH-4836 (Std or ABF)	/ BP2-R SNK (right wall)	48" x 36", center drain shower with 4" (std) or 6" (ABF) dam, and ActivLife 1.25" dia. nickel finish 3-bar package (single horizontal bar on back wall and control wall, single vertical bar on control wall).
SH-4836 (Std or ABF)	/ BP2-L SNK (left wall)	


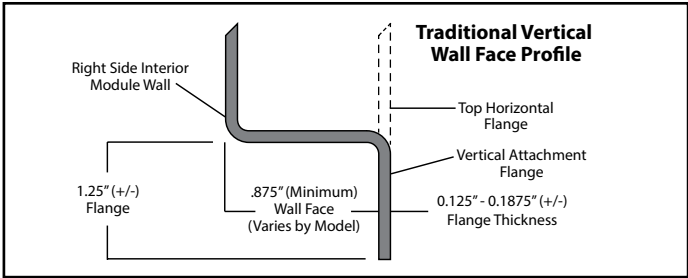
**Available Factory Installed Packages** (model available without any component or reinforcement packages)

**Component Packages:**

- |                      |   |
|----------------------|---|
| 1. TLV package code: | 2-wall, 3-bar package with phenolic folding RH or LH seat |
| 2. TL package code:  | 2-wall, 2-bar package with phenolic folding RH or LH seat |
| 3. BP2 package code: | 2-wall, 3-bar package                                     |
| 4. BP1 package code: | 2-wall, 2-bar package                                     |
| 5. BP3 package code: | 3-wall, 3-bar package                                     |
| 6. BP5 package code: | 1-wall, 1-bar package                                     |

**Reinforced ONLY Packages:**

- FH package code: reinforcement for horizontal bars, based on HUD/FHA-Fair Housing
- 3SM & 3SF package codes: expanded reinforcement packages, (with or without package components)



**Photo 1:** Grab Bars: Factory-installed 1.50-inch diameter, concealed attachment, 18 gauge, #304 brushed stainless steel grab bars. Concealed attachment design provides tamper-resistance and minimizes debris collection areas at contact points, compared to common exposed flange bar designs, without compromising bar attachment integrity. (Reinforced areas include a structural core material encapsulated in FRP composite.)

**Photo 2:** Grab Bars: Factory-installed 1.25-inch dia. powder coated (in finishes listed above), concealed attachment, 18 gauge, #304 stainless steel grab bars. Concealed attachment design provides tamper-resistance and minimizes debris collection areas at contact points, compared to common exposed flange bar designs, without compromising bar attachment integrity. (Reinforced areas include a structural core material encapsulated in FRP composite.)