

48-inch / Private Access / Bars & Seat

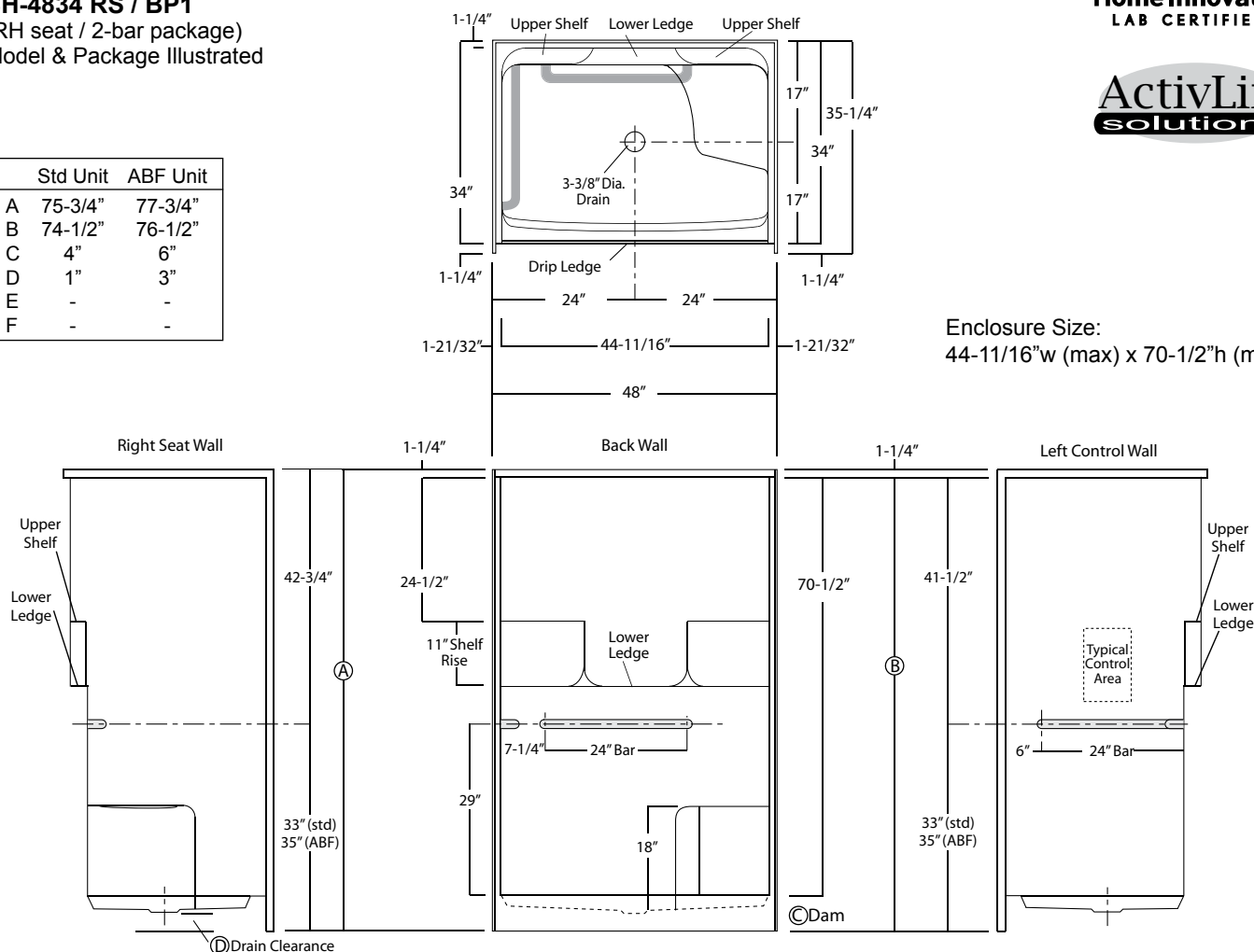


The factory-applied grab bar package is certified through an independent review program.



ActivLife
solutions

	Std Unit	ABF Unit
A	75-3/4"	77-3/4"
B	74-1/2"	76-1/2"
C	4"	6"
D	1"	3"
E	-	-
F	-	-


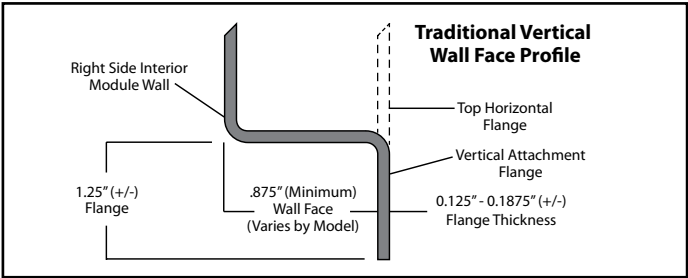


Dimensions shown are maximum. Due to the nature of the materials involved, actual unit dimensions can vary (tolerances: + / -1/8 inch). Oasis reserves the right to modify or discontinue product and/or associated equipment without prior written or verbal notification or obligation.

Model ID	Package Code	Description (define configuration referencing seat side)
SH-4834 RS (right seat)(Std or ABF)	/ BP1	48" x 34", center drain shower with single contoured seat, 4" (std) or 6" (ABF) dam, and ActivLife 1.50" dia. stainless steel 2-bar package (single horizontal back wall bar, single horizontal bar on control wall).
SH-4834 LS (left seat)(Std or ABF)	/ BP1	
Powder Coated Bar Packages (1.25-inch dia.)		
SH-4834 RS (right seat)(Std or ABF)	/ BP1 WHT	48" x 34", center drain shower with single contoured seat, 4" (std) or 6" (ABF) dam, and ActivLife 1.25" dia. white powder coated 2-bar package (single horizontal back wall bar, single horizontal bar on control wall).
SH-4834 LS (left seat)(Std or ABF)	/ BP1 WHT	

Package Notes:

1. Model available without listed package.
2. For 3-bar package, adding a vertical bar on control wall, see ActivLife "BP2" package code.
3. For REINFORCEMENT ONLY for horizontal bars (HUD/FHA-Fair Housing), see ActivLife "FH" package code.
4. For expanded reinforcement package options, (with or without listed package components), see ActivLife "3SM" and "3SF" package codes.



- Photo 1: Grab Bars: Factory-installed 1.50-inch diameter, concealed attachment, 18 gauge, #304 brushed stainless steel grab bars. Concealed attachment design provides tamper-resistance and minimizes debris collection areas at contact points, compared to common exposed flange bar designs, without compromising bar attachment integrity. (Reinforced areas include a structural core material encapsulated in FRP composite.)
- Photo 2: Grab Bars: Factory-installed 1.25-inch dia. powder coated (in finishes listed above), concealed attachment, 18 gauge, #304 stainless steel grab bars. Concealed attachment design provides tamper-resistance and minimizes debris collection areas at contact points, compared to common exposed flange bar designs, without compromising bar attachment integrity. (Reinforced areas include a structural core material encapsulated in FRP composite.)