

## Oasis 3-Piece, 60-inch, Ramped Threshold, Roll-In Shower Compartment With ActivLife 2-Bar (2-horizontal) And Folding Seat Package



**Specification** – Oasis 3-piece FRP gelcoat shower compartment SH3P-MD-6032, having a low profile finished threshold with floor attachment flange on lower threshold. ActivLife package includes a horizontal bar across the back wall, the side wall opposite the seat, a folding seat, and shower curtain rod.

### Standards Certification:

The shower compartment listed is manufactured in compliance with ANSI Z124 Standards, and certified through an ongoing, independent quality assurance and testing program.

The factory-applied grab bar and seat package is certified through an independent review program.

**NOTE:** This model DOES NOT meet the required interior dimensions for ADA/ANSI Roll-In Shower compliance.

60-inch / Private Access / Bars & Seat

# Oasis

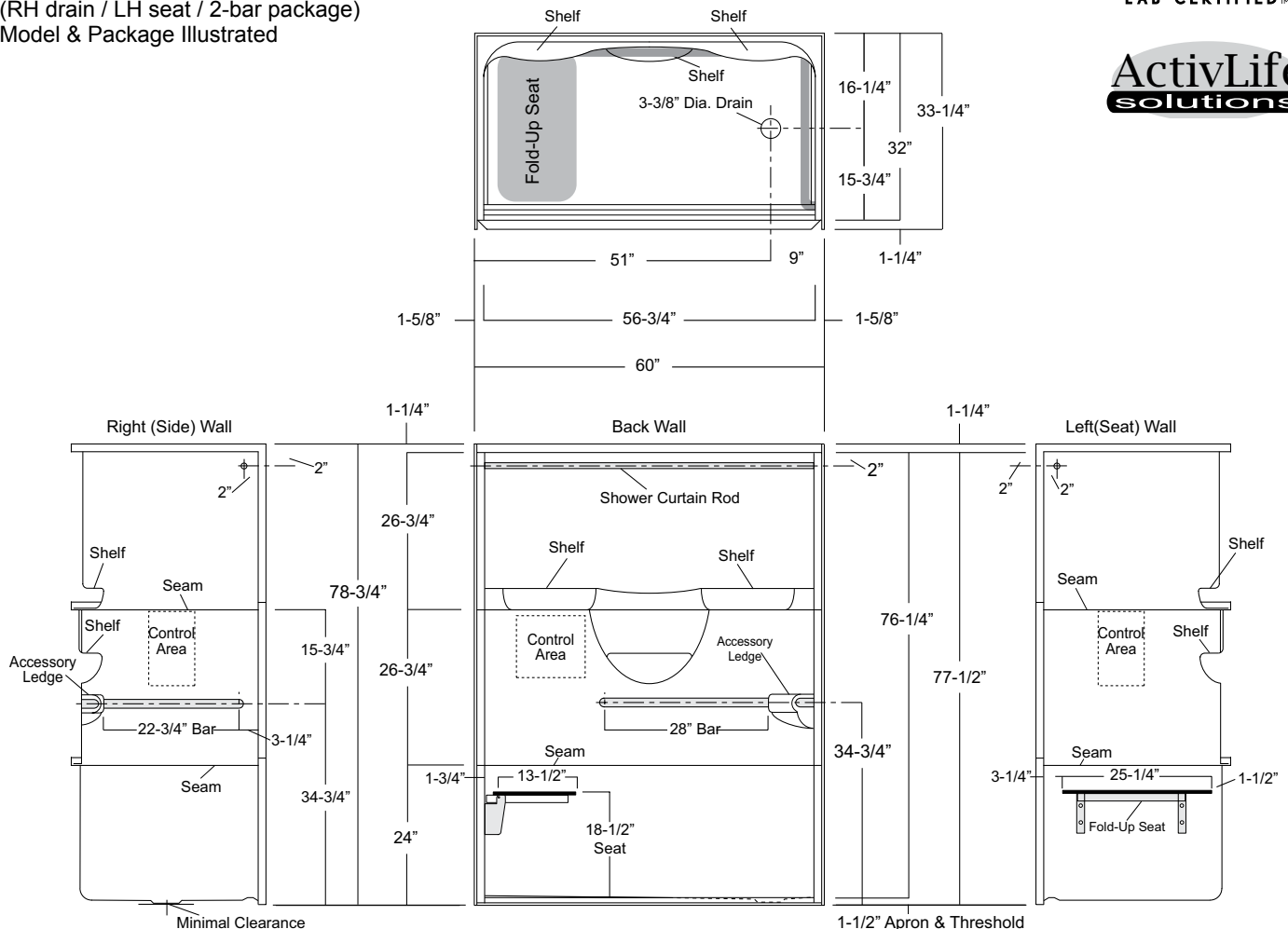
**SH3P-MD-6032 R / TL-LS**  
(RH drain / LH seat / 2-bar package)  
Model & Package Illustrated

**NOTE:** Seat positioning prohibits the installation of a shower enclosure.




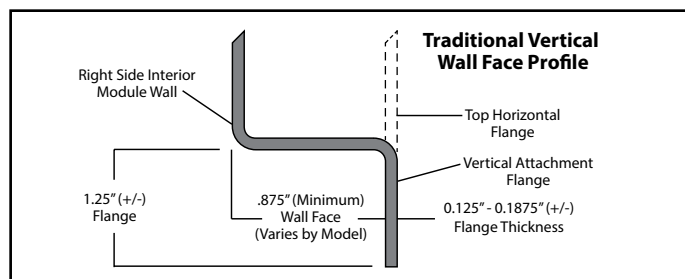
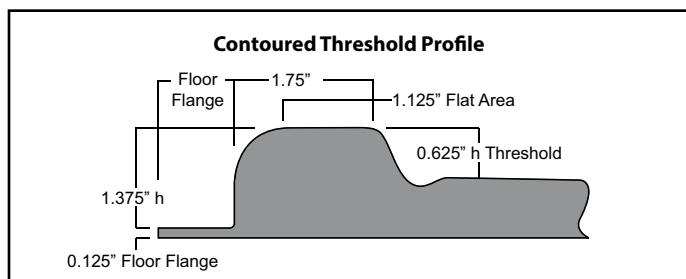
**Home Innovation**  
LAB CERTIFIED™

**ActivLife**  
solutions



Dimensions shown are maximum. Due to the nature of the materials involved, actual unit dimensions can vary (tolerances: + / - 1/8 inch).  
Oasis reserves the right to modify or discontinue product and/or associated equipment without prior written or verbal notification or obligation.

| Model ID   | Package Code | Description (define configuration referencing drain end)   |
|--|--------------|--|
| SH3P-MD-6032 L (left drain) / TL-RS (right seat)<br>SH3P-MD-6032 R (right drain) / TL-LS (left seat)         |              | 60" x 32", 3-piece, end drain, low profile threshold shower with ActivLife 1.50" dia. 2-bar and seat package (horizontal back & opposite seat wall bars with folding seat) and shower curtain rod.                     |
| <b>Powder Coated Bar Packages (1.25-inch dia.)</b>   |              |  |
| SH3P-MD-6032 L (left drain) / TL-RS WHT (right seat)<br>SH3P-MD-6032 R (right drain) / TL-LS WHT (left seat) |              | 60" x 32", 3-piece, end drain, low profile threshold shower with ActivLife 1.25" dia. white powder coated 2-bar and seat package (horizontal back & opposite seat wall bars with folding seat) and shower curtain rod. |
| SH3P-MD-6032 L (left drain) / TL-RS SNK (right seat)<br>SH3P-MD-6032 R (right drain) / TL-LS SNK (left seat) |              | 60" x 32", 3-piece, end drain, low profile threshold shower with ActivLife 1.25" dia. nickel finish 2-bar and seat package (horizontal back & opposite seat wall bars with folding seat) and shower curtain rod.       |
| DELETE / SHWR ROD-SH Delete shower curtain rod from package.   |              |  |



- Photo 1: Grab Bars: Factory-installed 1.50-inch diameter, concealed attachment, 18 gauge, #304 brushed stainless steel grab bars. Concealed attachment design provides tamper-resistance and minimizes debris collection areas at contact points, compared to common exposed flange bar designs, without compromising bar attachment integrity. (Reinforced areas include a structural core material encapsulated in FRP composite.)
- Photo 2: Grab Bars: Factory-installed 1.25-inch dia. powder coated (in finishes listed above), concealed attachment, 18 gauge, #304 stainless steel grab bars. Concealed attachment design provides tamper-resistance and minimizes debris collection areas at contact points, compared to common exposed flange bar designs, without compromising bar attachment integrity. (Reinforced areas include a structural core material encapsulated in FRP composite.)
- Photo 3: Shower Bench Seat: Factory-installed shower bench seat with non-porous, high-pressure laminate upper and lower surfaces, fused to high-density phenolic core. The seat area secures to an 18 gauge, #304 stainless steel framework, and easily pivots upward to store along the wall without supplemental fasteners. Heavy-duty wall (hinge) bracket design eliminates supplemental legs and is formed from 10 gauge, #304 brushed stainless steel. (Reinforced area includes a structural core material encapsulated in FRP composite.)
- Photo 4: Shower Curtain Rod: Factory-installed 1.00-inch diameter, concealed attachment, 18 gauge, stainless steel shower curtain rod with polished finished.

#### Available Factory Installed Packages (model available without any component or reinforcement packages)

##### Component Packages:

- |                      |   |
|----------------------|---|
| 1. TLV package code: | 2-wall, 3-bar package with phenolic folding RH or LH seat |
| 2. TL package code:  | 2-wall, 2-bar package with phenolic folding RH or LH seat |
| 3. BP2 package code: | 2-wall, 3-bar package                                     |
| 4. BP1 package code: | 2-wall, 2-bar package                                     |

##### Reinforced **ONLY** Packages:

5. FH package code: reinforcement for horizontal bars, based on HUD/FHA-Fair Housing
6. TLRP-RS/LS pkg code: based on HUD/FHA-Fair Housing with single seat reinforcement
7. 3SM & 3SF package codes: expanded reinforcement packages, (with or without package components)