

**VURSA kd SERIES  
SHOWER STALL**

Patent No.: US 8,918,927 B1

**Oasis**



MULTI-PIECE MODEL

**SH3P-MD-6032** (3-pc / end drain / minimal dam)

Rough-In Dimensions

60" wide x 33-1/4" deep x 78-3/4" high

Finished Dimensions

60" wide x 32" deep x 77-1/2" high

Unit Features

- Three - Piece Fiberglass Composite Construction
- Sanitary Grade Polyester Gelcoat Surface
- Front-Side Installation With Minimal Sealant Requirements
- 3-3/8" Dia. End Drain
- Contoured Threshold Aids In Keeping Water Within Confines of Unit
- Contoured Threshold Aids Entry And Exit
- Corner Accessory Ledge
- Generous, Multi-Level Back Wall Shelving
- Wall Design Accommodates Grab Bar Applications
- 1" Floor Flange To Secure Unit Along Threshold
- Textured Floor Pattern
- Balsa Wood Core Floor Structure



**Home Innovation**  
LAB CERTIFIED™

Special Notes

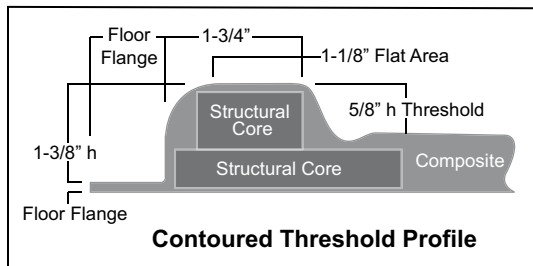
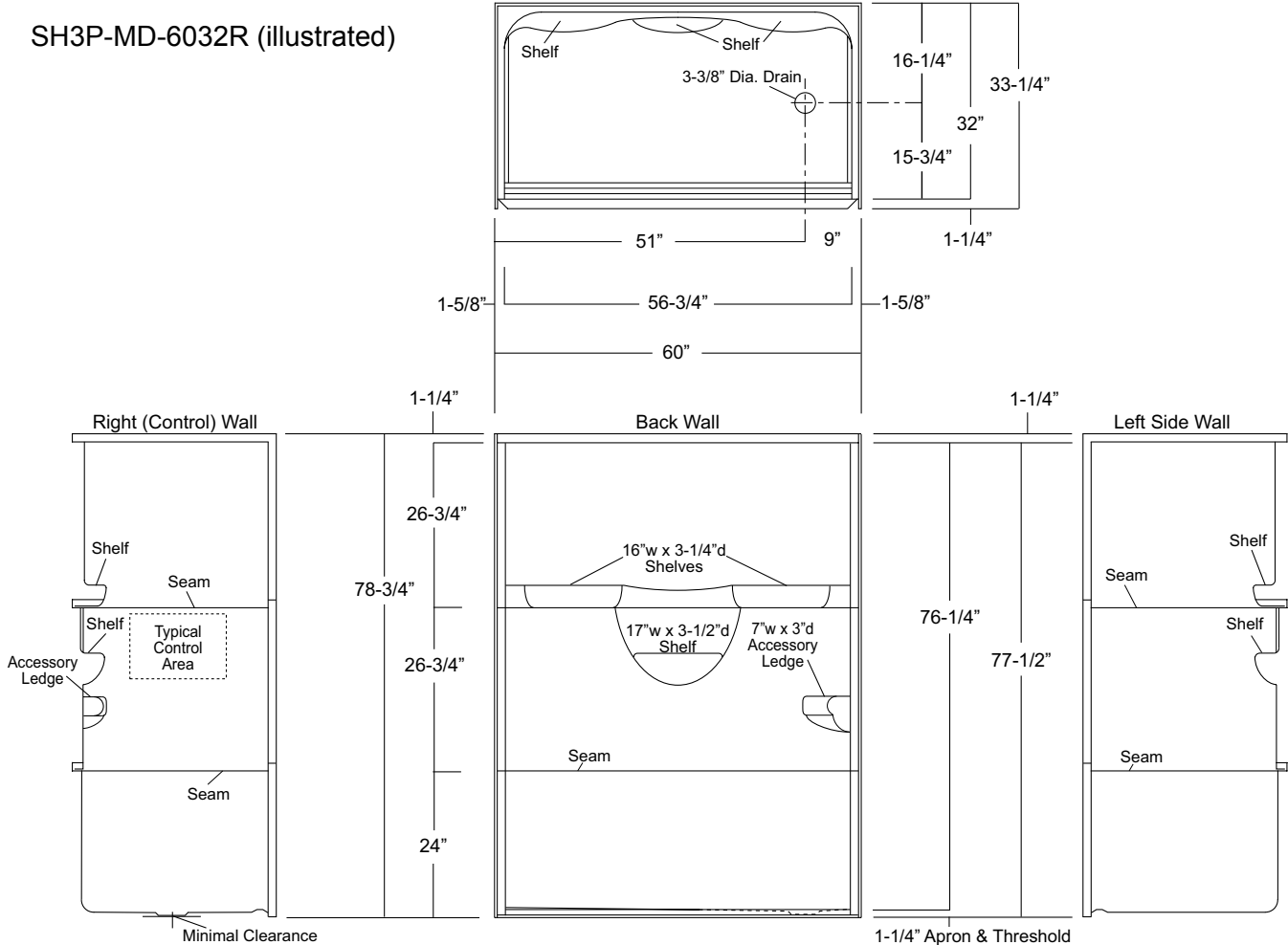
- 'QwikClie' Technology (Patents Pending)
- Factory Applied Reinforcement Packages Available
- Factory Applied Bar & Seat Packages Available

**Order No.: SH3P-MD-6032R (RH drain-Minimal Dam)  
SH3P-MD-6032L (LH drain-Minimal Dam)**

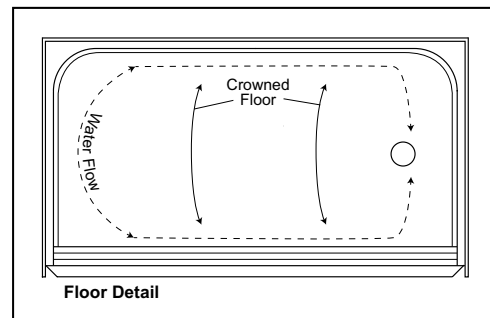
60" x 32", 3-piece gelcoated fiberglass shower with 'QuikClic', front side installation, multi-level back wall shelves, corner accessory ledge, minimal dam for barrier-free entry, and drain on end indicated.

NOTE: This model DOES NOT meet the required interior dimensions for ADA Roll-In Shower compliance.

SH3P-MD-6032R (illustrated)



Enclosure Size: 56-3/4" w (max) x 76-1/4" h (max)



**NOTE:** Due to narrow threshold size and ramped configuration, care must be used in selecting an enclosure.

Photographic images may include optional components and appear different than actual product. Dimensions shown are maximum. Due to the nature of the materials involved, actual unit dimensions can vary (tolerances: +/- 1/8 inch). Oasis reserves the right to modify or discontinue product and/or associated equipment without prior written or verbal notification or obligation.