

# Oasis 3-Piece, 60-inch, Center Drain Shower Compartment With ActivLife 3-Bar (2-horizontal / 1-vertical) And Folding Seat Package

60-inch / Private Access / Bars & Seat



**Specification** – Oasis 3-piece FRP gelcoat shower compartment SH3P-6032 center drain shower with L or R control wall, offered in a standard 4-inch or 6-inch (ABF) dam configuration. ActivLife package includes a horizontal bar across the back wall and side wall opposite the seat, a vertical bar on the side wall opposite the seat, and a folding seat.

**Standards Certification:**

The shower compartment listed is manufactured in compliance with ANSI Z124 Standards, and certified through an ongoing, independent quality assurance and testing program.

The factory-applied grab bar and seat package is certified through an independent review program.



**SH3P-6032 R / TLV-LS**  
(R control wall / LH seat / 3-bar package)  
Model & Package Illustrated

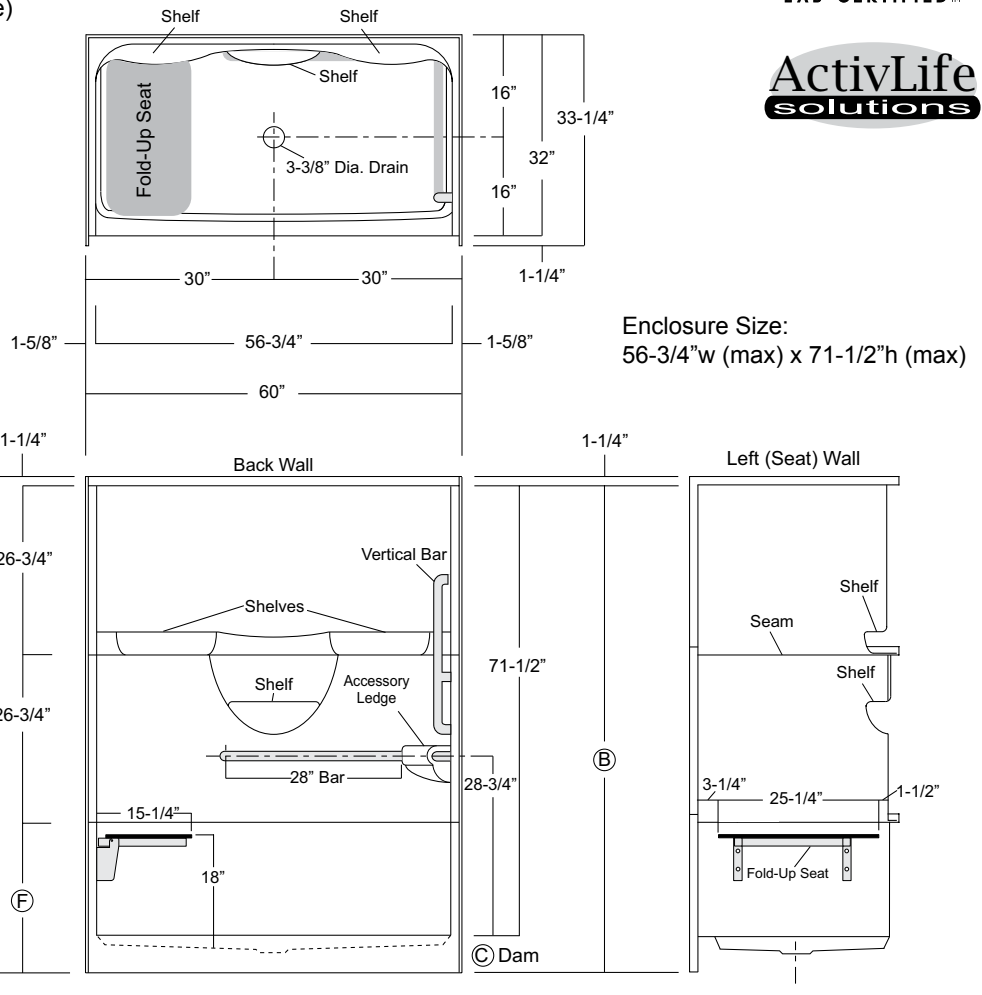
**NOTE:** Positioning of factory attached grab bars and seat allow for the installation of a shower enclosure.



**Home Innovation**  
LAB CERTIFIED™



	Std Unit	ABF Unit
A	76-3/4"	78-3/4"
B	75-1/2"	77-1/2"
C	4"	6"
D	1"	3"
E	-	-
F	22"	24"



Dimensions shown are maximum. Due to the nature of the materials involved, actual unit dimensions can vary (tolerances: + / - 1/8 inch). Oasis reserves the right to modify or discontinue product and/or associated equipment without prior written or verbal notification or obligation.


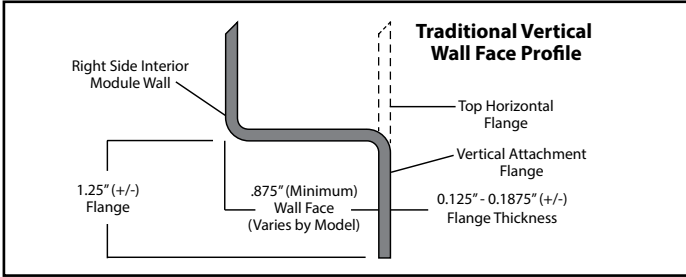
Model ID	Package Code	Description (define configuration referencing control wall)
----------	--------------	---

SH3P-6032 L (L control wall) / TLV-RS (right seat) SH3P-6032 R (R control wall) / TLV-LS (left seat)		60" x 32", 3-piece, center drain shower with L or R control wall, 4" (std) or 6" (ABF) dam and ActivLife 1.50" dia. 3-bar and seat package (horizontal back & opposite seat wall bars, vertical bar opposite seat, and folding seat).
---	--	---

**Powder Coated Bar Packages (1.25-inch dia.)**

SH3P-6032 L (L control wall) / TLV-RS WHT (right seat) SH3P-6032 R (R control wall) / TLV-LS WHT (left seat)		60" x 32", 3-piece, center drain shower with L or R control wall, 4" (std) or 6" (ABF) dam and ActivLife 1.25" dia. white powder coated 3-bar and seat package (horizontal back & opposite seat wall bars, vertical bar opposite seat, and folding seat).
---	--	---

SH3P-6032 L (L control wall) / TLV-RS SNK (right seat) SH3P-6032 R (R control wall) / TLV-LS SNK (left seat)		60" x 32", 3-piece, center drain shower with L or R control wall, 4" (std) or 6" (ABF) dam and ActivLife 1.25" dia. nickel finish 3-bar and seat package (horizontal back & opposite seat wall bars, vertical bar opposite seat, and folding seat).
---	--	---



- Photo 1: Grab Bars: Factory-installed 1.50-inch diameter, concealed attachment, 18 gauge, #304 brushed stainless steel grab bars. Concealed attachment design provides tamper-resistance and minimizes debris collection areas at contact points, compared to common exposed flange bar designs, without compromising bar attachment integrity. (Reinforced areas include a structural core material encapsulated in FRP composite.)
- Photo 2: Grab Bars: Factory-installed 1.25-inch dia. powder coated (in finishes listed above), concealed attachment, 18 gauge, #304 stainless steel grab bars. Concealed attachment design provides tamper-resistance and minimizes debris collection areas at contact points, compared to common exposed flange bar designs, without compromising bar attachment integrity. (Reinforced areas include a structural core material encapsulated in FRP composite.)
- Photo 3: Shower Bench Seat: Factory-installed shower bench seat with non-porous, high-pressure laminate upper and lower surfaces, fused to high-density phenolic core. The seat area secures to an 18 gauge, #304 stainless steel framework, and easily pivots upward to store along the wall without supplemental fasteners. Heavy-duty wall (hinge) bracket design eliminates supplemental legs and is formed from 10 gauge, #304 brushed stainless steel. (Reinforced area includes a structural core material encapsulated in FRP composite.)

**Available Factory Installed Packages** (model available without any component or reinforcement packages)

**Component Packages:**

- 1. TLV package code: 2-wall, 3-bar package with phenolic folding RH or LH seat
- 2. TL package code: 2-wall, 2-bar package with phenolic folding RH or LH seat
- 3. BP2 package code: 2-wall, 3-bar package
- 4. BP1 package code: 2-wall, 2-bar package

**Reinforced ONLY Packages:**

- 5. FH package code: reinforcement for horizontal bars, based on HUD/FHA-Fair Housing
- 6. 3SM & 3SF package codes: expanded reinforcement packages, (with or without package components)