

Oasis 3-Piece, 60-inch, Center Drain Shower Compartment With ActivLife 2-Bar (2-horizontal) And Folding Seat Package

60-inch / Private Access / Bars & Seat



Specification – Oasis 3-piece FRP gelcoat shower compartment SH3P-6030 center drain shower with L or R control wall, offered in a standard 4-inch or 6-inch (ABF) dam configuration. ActivLife package includes a horizontal bar across the back wall, the side wall opposite the seat, and a folding seat.

Standards Certification:

The shower compartment listed is manufactured in compliance with ANSI Z124 Standards, and certified through an ongoing, independent quality assurance and testing program.

The factory-applied grab bar and seat package is certified through an independent review program.



SH3P-6030 R / TL-LS
(R control wall / LH seat / 2-bar package)
Model & Package Illustrated

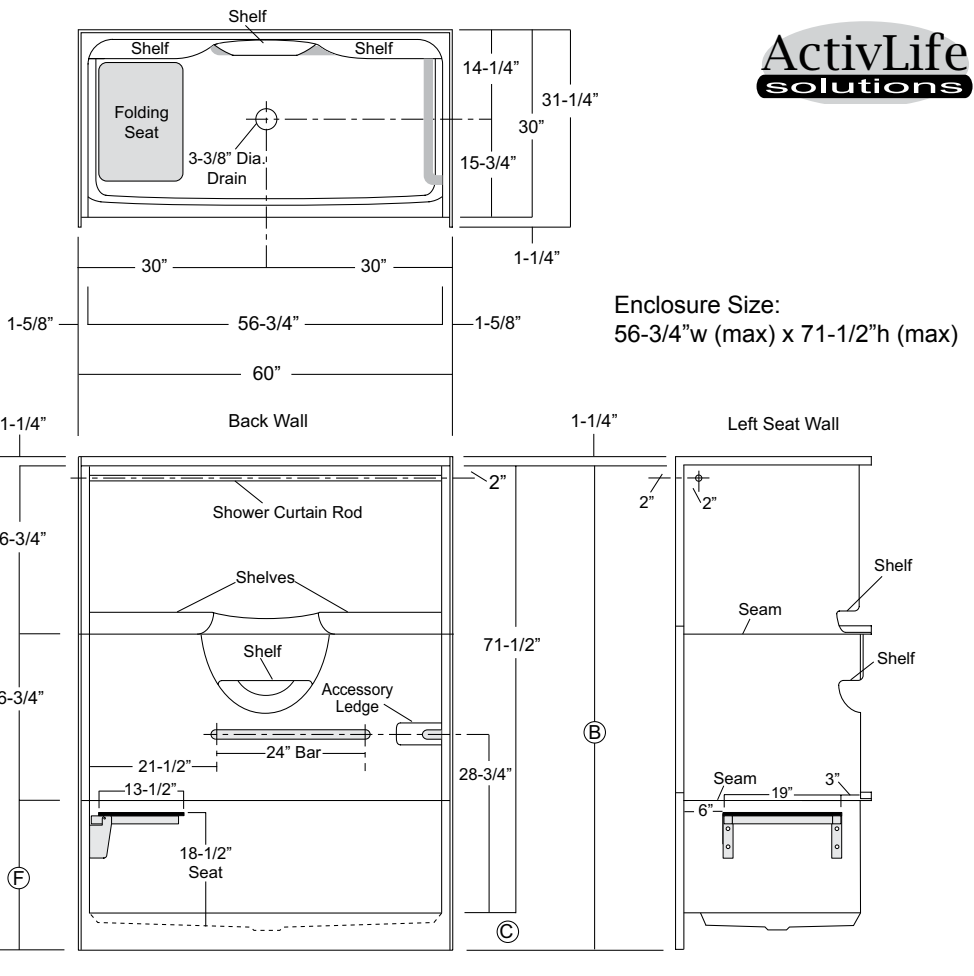
NOTE: Positioning of factory attached grab bars and seat allow for the installation of a shower enclosure.



Home Innovation
LAB CERTIFIED™



	Std Unit	ABF Unit
A	76-3/4"	78-3/4"
B	75-1/2"	77-1/2"
C	4"	6"
D	1"	3"
E	-	-
F	22"	24"



Dimensions shown are maximum. Due to the nature of the materials involved, actual unit dimensions can vary (tolerances: + / - 1/8 inch). Oasis reserves the right to modify or discontinue product and/or associated equipment without prior written or verbal notification or obligation.

Model ID	Package Code	Description (define configuration referencing control wall)
----------	--------------	---

SH3P-6030 L (L control wall) / TL-RS (right seat) SH3P-6030 R (R control wall) / TL-LS (left seat)		60" x 30", 3-piece, center drain shower with L or R control wall, 4" (std) or 6" (ABF) dam and ActivLife 1.50" dia. stainless steel 2-bar and seat package (horizontal back & opposite seat wall bars with folding seat).
---	--	---

Powder Coated Bar Packages (1.25-inch dia.)

SH3P-6030 L (L control wall) / TL-RS WHT (right seat) SH3P-6030 R (R control wall) / TL-LS WHT (left seat)		60" x 30", 3-piece, center drain shower with L or R control wall, 4" (std) or 6" (ABF) dam and ActivLife 1.25" dia. white powder coated 2-bar and seat package (horizontal back & opposite seat wall bars with folding seat).
---	--	---

SH3P-6030 L (L control wall) / TL-RS SNK (right seat) SH3P-6030 R (R control wall) / TL-LS SNK (left seat)		60" x 30", 3-piece, center drain shower with L or R control wall, 4" (std) or 6" (ABF) dam and ActivLife 1.25" dia. nickel finish 2-bar and seat package (horizontal back & opposite seat wall bars with folding seat).
---	--	---




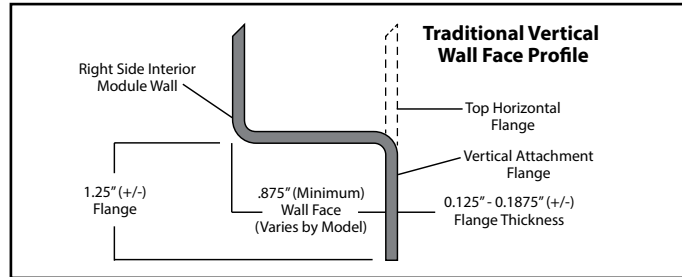


Photo 1: Grab Bars: Factory-installed 1.50-inch diameter, concealed attachment, 18 gauge, #304 brushed stainless steel grab bars. Concealed attachment design provides tamper-resistance and minimizes debris collection areas at contact points, compared to common exposed flange bar designs, without compromising bar attachment integrity. (Reinforced areas include a structural core material encapsulated in FRP composite.)

Photo 2: Grab Bars: Factory-installed 1.25-inch dia. powder coated (in finishes listed above), concealed attachment, 18 gauge, #304 stainless steel grab bars. Concealed attachment design provides tamper-resistance and minimizes debris collection areas at contact points, compared to common exposed flange bar designs, without compromising bar attachment integrity. (Reinforced areas include a structural core material encapsulated in FRP composite.)

Photo 3: Shower Bench Seat: Factory-installed shower bench seat with non-porous, high-pressure laminate upper and lower surfaces, fused to high-density phenolic core. The seat area secures to an 18 gauge, #304 stainless steel framework, and easily pivots upward to store along the wall without supplemental fasteners. Heavy-duty wall (hinge) bracket design eliminates supplemental legs and is formed from 10 gauge, #304 brushed stainless steel. (Reinforced area includes a structural core material encapsulated in FRP composite.)

Available Factory Installed Packages (model available without any component or reinforcement packages)

Component Packages:

- | | |
|----------------------|---|
| 1. TLV package code: | 2-wall, 3-bar package with phenolic folding RH or LH seat |
| 2. TL package code: | 2-wall, 2-bar package with phenolic folding RH or LH seat |
| 3. BP2 package code: | 2-wall, 3-bar package |
| 4. BP1 package code: | 2-wall, 2-bar package |

Reinforced ONLY Packages:

- FH package code: reinforcement for horizontal bars, based on HUD/FHA-Fair Housing
- 3SM & 3SF package codes: expanded reinforcement packages, (with or without package components)