

# Oasis 3-Piece, 48-inch Shower Compartment With Integral Molded Seat and ActivLife 2-Bar (2-horizontal) Package



**Specification** – Oasis 3-piece FRP gelcoat shower compartment SH3P-4834 RS or LS, having a single contoured seat and offered in a standard 4-inch or 6-inch (ABF) dam configuration. ActivLife package includes a horizontal bar across the back wall and across the control wall.

**Standards Certification:**

The shower compartment listed is manufactured in compliance with ANSI Z124 Standards, and certified through an ongoing, independent quality assurance and testing program.

The factory-applied grab bar package is certified through an independent review program.

48-inch / Private Access / Bars & Seat



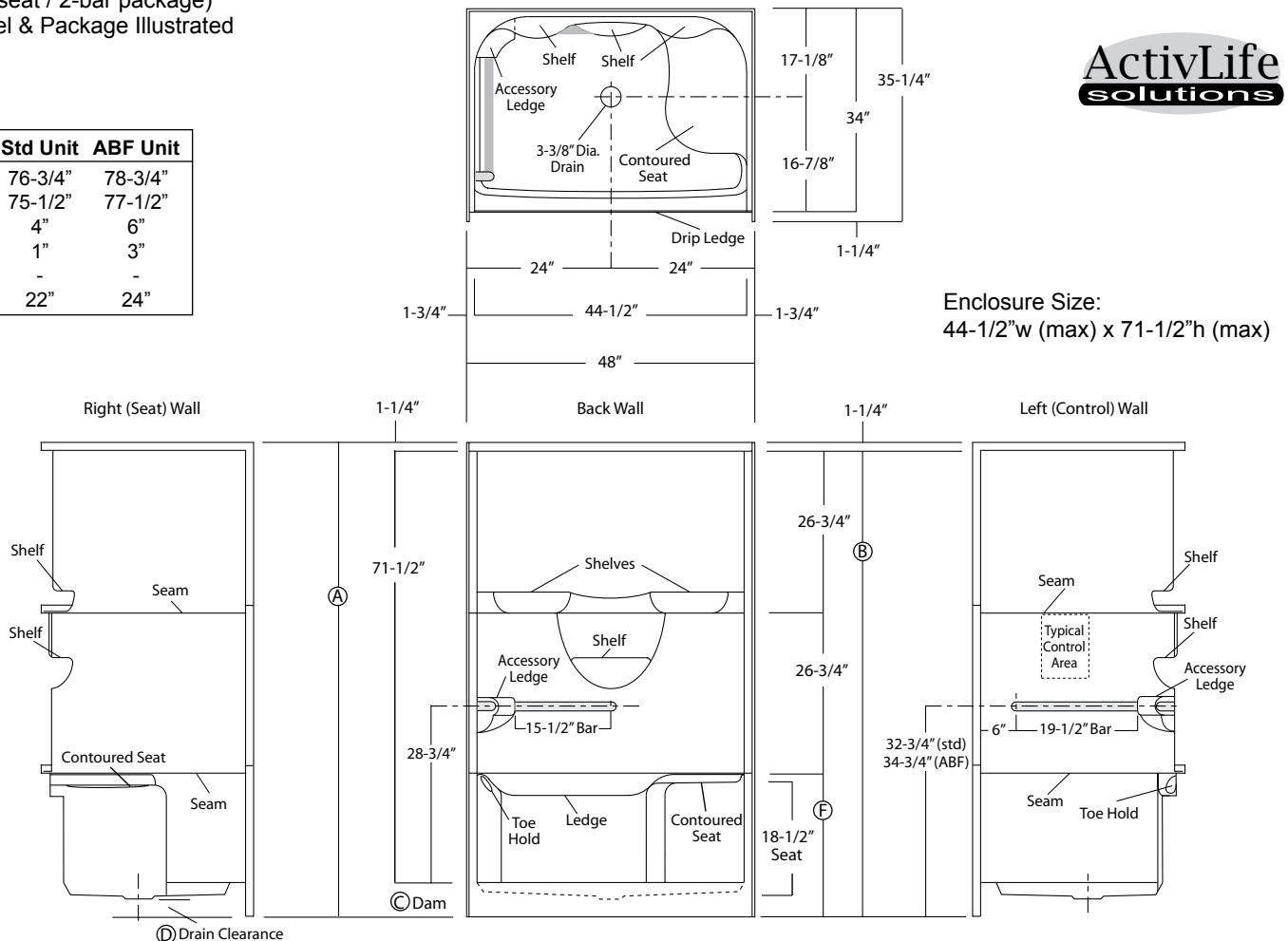
**SH3P-4834 RS / BP1**  
(RH seat / 2-bar package)  
Model & Package Illustrated

	Std Unit	ABF Unit
A	76-3/4"	78-3/4"
B	75-1/2"	77-1/2"
C	4"	6"
D	1"	3"
E	-	-
F	22"	24"

**NOTE:** Positioning of factory attached grab bars allow for the installation of a shower enclosure.



**Home Innovation**  
LAB CERTIFIED™



Dimensions shown are maximum. Due to the nature of the materials involved, actual unit dimensions can vary (tolerances: + / -1/8 inch). Oasis reserves the right to modify or discontinue product and/or associated equipment without prior written or verbal notification or obligation.

Model ID	Package Code	Description (define configuration referencing seat side)
----------	--------------	--

SH3P-4834 RS (right seat)(Std or ABF) / BP1		48" x 34", 3-piece, center drain shower with contoured right or left hand seat, 4" (std) or 6" (ABF) dam, and ActivLife 1.50" dia. stainless steel 2-bar package (single horizontal back wall bar, single horizontal bar on control wall).
SH3P-4834 LS (left seat)(Std or ABF) / BP1		

**Powder Coated Bar Packages (1.25-inch dia.)**

SH3P-4834 RS (right seat)(Std or ABF) / BP1 WHT		48" x 34", 3-piece, center drain shower with contoured right or left hand seat, 4" (std) or 6" (ABF) dam, and ActivLife 1.25" dia. white powder coated 2-bar package (single horizontal back wall bar, single horizontal bar on control wall).
SH3P-4834 LS (left seat)(Std or ABF) / BP1 WHT		

SH3P-4834 RS (right seat)(Std or ABF) / BP1 SNK		48" x 34", 3-piece, center drain shower with contoured right or left hand seat, 4" (std) or 6" (ABF) dam, and ActivLife 1.25" dia. nickel finish 2-bar package (single horizontal back wall bar, single horizontal bar on control wall).
SH3P-4834 LS (left seat)(Std or ABF) / BP1 SNK		


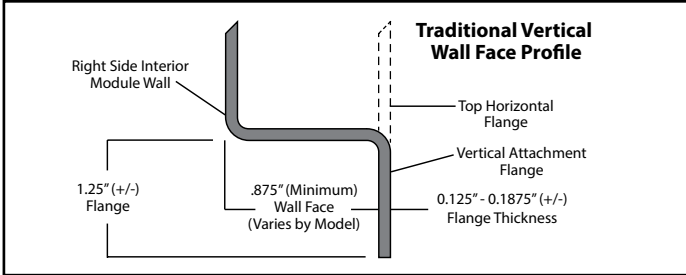


Photo 1: Grab Bars: Factory-installed 1.50-inch diameter, concealed attachment, 18 gauge, #304 brushed stainless steel grab bars. Concealed attachment design provides tamper-resistance and minimizes debris collection areas at contact points, compared to common exposed flange bar designs, without compromising bar attachment integrity. (Reinforced areas include a structural core material encapsulated in FRP composite.)

Photo 2: Grab Bars: Factory-installed 1.25-inch dia. powder coated (in finishes listed above), concealed attachment, 18 gauge, #304 stainless steel grab bars. Concealed attachment design provides tamper-resistance and minimizes debris collection areas at contact points, compared to common exposed flange bar designs, without compromising bar attachment integrity. (Reinforced areas include a structural core material encapsulated in FRP composite.)

**Available Factory Installed Packages (model available without any component or reinforcement packages)**

- Component Packages:**
- 1. BP2 package code: 2-wall, 3-bar package
  - 2. BP1 package code: 2-wall, 2-bar package

- Reinforced ONLY Packages:**
- 3. FH package code: reinforcement for horizontal bars, based on HUD/FHA-Fair Housing
  - 4. 3SM & 3SF package codes: expanded reinforcement packages, (with or without package components)