

Oasis 3-Piece, 36-inch Shower Compartment With ActivLife 2-Bar (2-horizontal) Package



Specification – Oasis 3-piece FRP gelcoat shower compartment SH3P-3636, offered in a standard 4-inch or 6-inch (ABF) dam configuration. ActivLife package includes a horizontal bar across the back wall and across the control wall.

Standards Certification:

The shower compartment listed is manufactured in compliance with ANSI Z124 Standards, and certified through an ongoing, independent quality assurance and testing program.

The factory-applied grab bar package is certified through an independent review program.

36-inch / Private Access / Bars Only

Oasis

SH3P-3636 / BP1-L
(LH control / 2-bar package)
Model & Package Illustrated

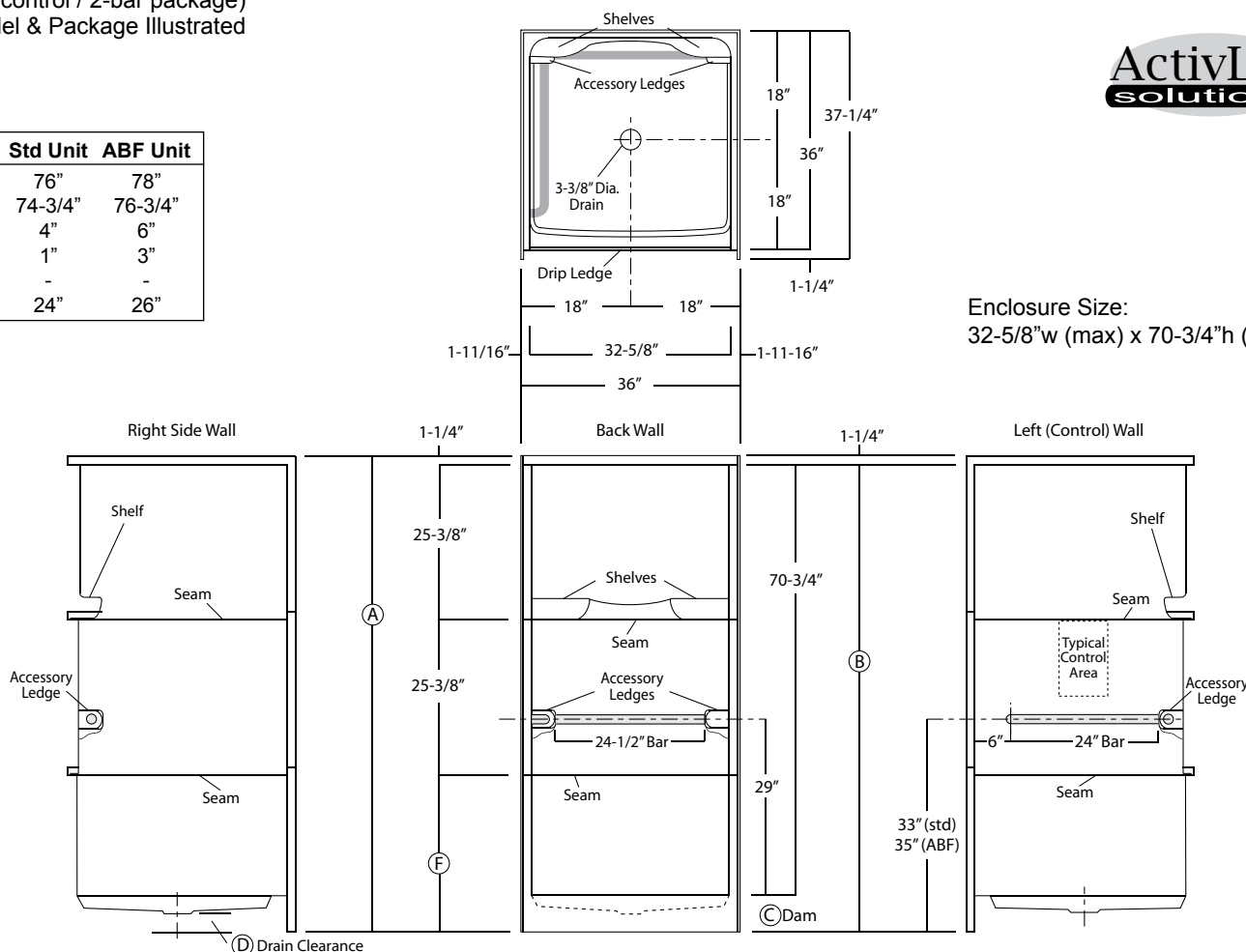
NOTE: Positioning of factory attached grab bars allow for the installation of a shower enclosure.



Home Innovation
LAB CERTIFIED™

ActivLife
solutions

	Std Unit	ABF Unit
A	76"	78"
B	74-3/4"	76-3/4"
C	4"	6"
D	1"	3"
E	-	-
F	24"	26"



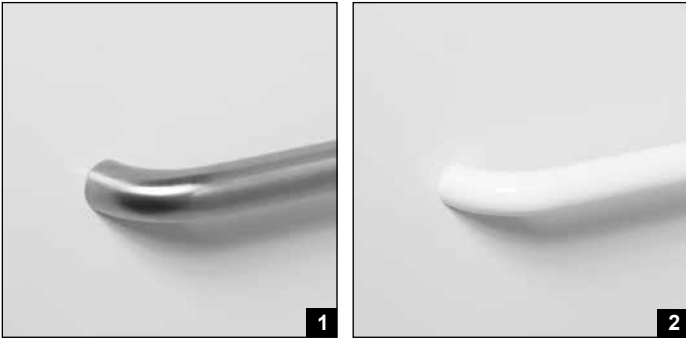
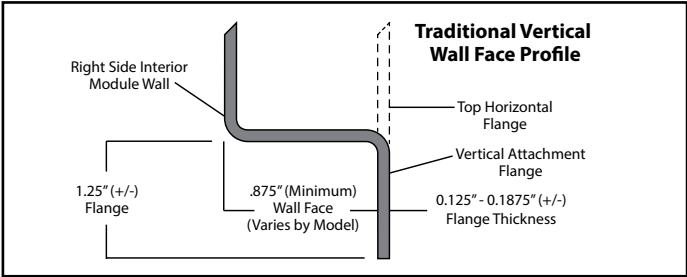
Enclosure Size:
32-5/8"w (max) x 70-3/4"h (max)

Dimensions shown are maximum. Due to the nature of the materials involved, actual unit dimensions can vary (tolerances: + / - 1/8 inch).
Oasis reserves the right to modify or discontinue product and/or associated equipment without prior written or verbal notification or obligation.

Model ID	Package Code	Description (define configuration referencing control side)
SH3P-3636 (Std or ABF)	/ BP1-R (right wall)	36" x 36", 3-piece, center drain shower with 4" (std) or 6" (ABF) dam, and ActivLife 1.50" dia. stainless steel 2-bar package (single horizontal back wall bar, single horizontal bar on control wall).
SH3P-3636 (Std or ABF)	/ BP1-L (left wall)	

Powder Coated Bar Packages (1.25-inch dia.)

SH3P-3636 (Std or ABF)	/ BP1-R WHT (right wall)	36" x 36", 3-piece, center drain shower with 4" (std) or 6" (ABF) dam, and ActivLife 1.25" dia. white powder coated 2-bar package (single horizontal back wall bar, single horizontal bar on control wall).
SH3P-3636 (Std or ABF)	/ BP1-L WHT (left wall)	
SH3P-3636 (Std or ABF)	/ BP1-R SNK (right wall)	36" x 36", 3-piece, center drain shower with 4" (std) or 6" (ABF) dam, and ActivLife 1.25" dia. nickel finish 2-bar package (single horizontal back wall bar, single horizontal bar on control wall).
SH3P-3636 (Std or ABF)	/ BP1-L SNK (left wall)	



- Photo 1: Grab Bars: Factory-installed 1.50-inch diameter, concealed attachment, 18 gauge, #304 brushed stainless steel grab bars. Concealed attachment design provides tamper-resistance and minimizes debris collection areas at contact points, compared to common exposed flange bar designs, without compromising bar attachment integrity. (Reinforced areas include a structural core material encapsulated in FRP composite.)
- Photo 2: Grab Bars: Factory-installed 1.25-inch dia. powder coated (in finishes listed above), concealed attachment, 18 gauge, #304 stainless steel grab bars. Concealed attachment design provides tamper-resistance and minimizes debris collection areas at contact points, compared to common exposed flange bar designs, without compromising bar attachment integrity. (Reinforced areas include a structural core material encapsulated in FRP composite.)

Available Factory Installed Packages (model available without any component or reinforcement packages)

Component Packages:

- BP2 package code: 2-wall, 3-bar package
- BP1 package code: 2-wall, 2-bar package
- BP5 package code: 1-wall, 1-bar package

Reinforced ONLY Packages:

- FH package code: reinforcement for horizontal bars, based on HUD/FHA-Fair Housing
- 3SM & 3SF package codes: expanded reinforcement packages, (with or without package components)