

BUILDER SERIES



CORNER MODEL

Tartane (Self-Rimming)

Unit Dimensions

60" deep x 60" deep x 22-1/2" high

Unit Features

- Vacuum Formed Acrylic or Gelcoat Surface
- 2" Dia. Front Center Drain (see reverse side for location)
- 2-1/2" Dia. Overflow (see reverse side for location)
- Twin, Contoured Armrests (on each end)
- Pre-Leveled Block Base System
- Textured Floor Pattern

Special Notes

- UL Listed Hydrotherapy Systems
- Models Available w/ Integral Tile Flange
- Acrylic Model Available Only In White (WHT) & Biscuit (BSC) Colors

Acrylic Unit / System Order Number

CTA-6060 (soaking tub)
CTA-6060 / VHS (Villa System)
CTA-6060 / IHS (InVigor System)

System Trim

Standard VHS & IHS Trim (order code): White trim on White unit (WHT)

Gelcoat Unit / System Order Number

CT-6060 (soaking tub)
CT-6060 / VHS (Villa System)
CT-6060 / IHS (InVigor System)

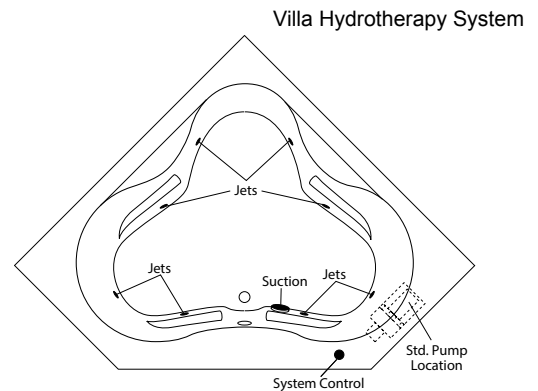
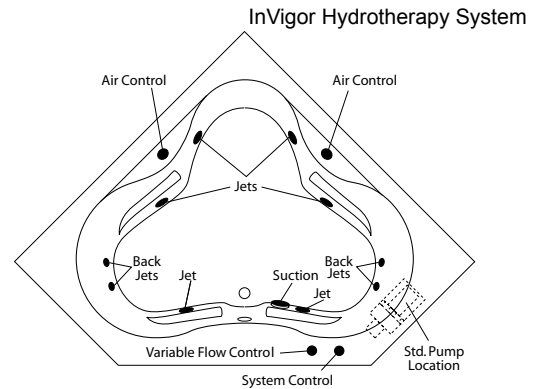
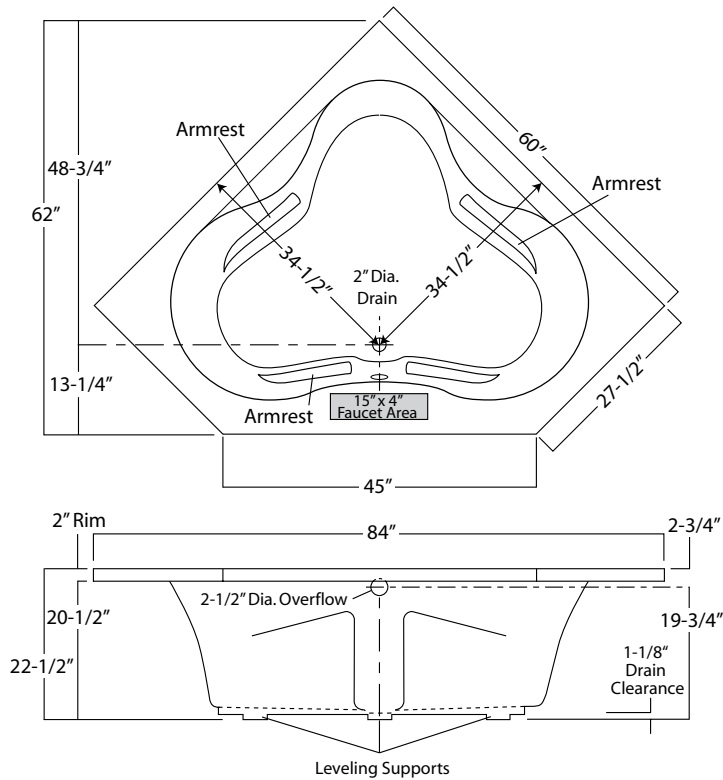
Order Code / Description

IHS *InVigor Hydrotherapy System:* All white components including, (6) Slimline adjusta-flo, multi-directional jets, (4) Slimline micro back jets, variable flow control, twin air controls, electronic system control with 20-min timer, and 13.0 amp pump.

VHS: *Villa Hydrotherapy System:* All white components including, (8) Slimline micro jets, pneumatic system control, and 7.50 amp pump.

Order Code / Description

Options: **CHR:** Chrome Jet Trim Ring Upgrade (IHS only)
ILH: In-Line Heater (factory installed)
MP/B: Alternate Pump Location (site installed)



Tartane: CTA-6060 / CT-6060
Sump Dimen: 20-1/4" deep
Sump Capacity: 92 gal. (unoccupied - to overflow)
Whirlpool Operating: 38 gal.

