

Oasis Minimal Threshold, Roll-In Shower Compartment With ActivLife (ICC/ANSI A117.1-2017 Compliant) 2-Horizontal/1-Vertical Bar & Seat Reinforcement Package (not for public accommodation)



Specification – Oasis one-piece FRP gelcoat shower compartment SHMD-6238, having a 60 x 36-1/2-inch minimum clear interior dimension and 1/2-inch high maximum finished threshold with floor attachment flange on lower threshold. An ActivLife factory-equipped package, in compliance with ICC/ANSI A117.1-2017 for Accessible Design, shall include a horizontal and vertical bar on the side wall opposite the seat, a horizontal bar on the back wall and seat reinforcement opposite the control wall.

Standards Certification:

The shower compartment listed is manufactured in compliance with ANSI Z124 Standards, and certified through an ongoing, independent quality assurance and testing program.

Oasis®

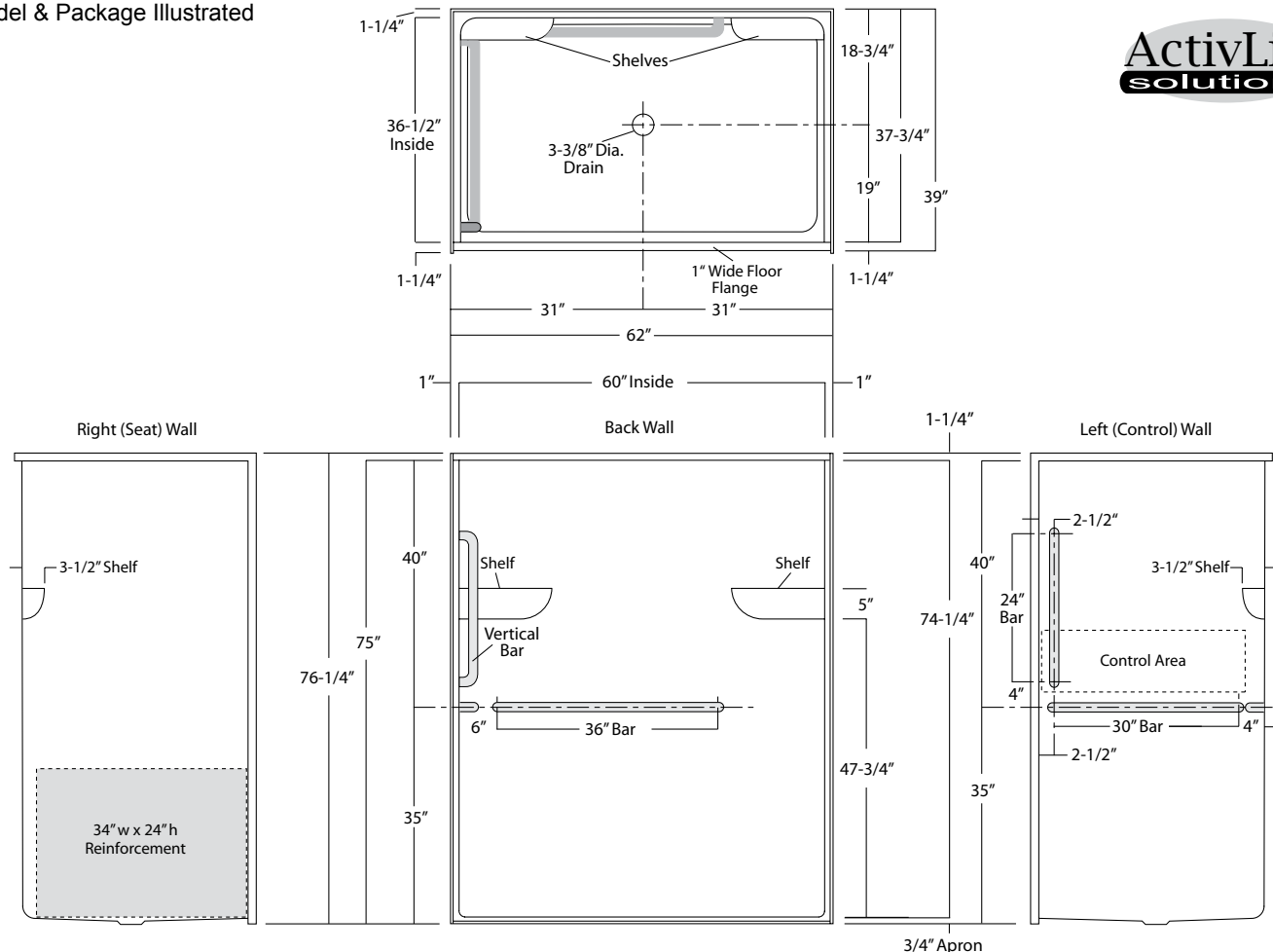
SHMD-6238 / 3BAR-L
(LH control wall / 3-bar package)
Model & Package Illustrated

NOTE: ANSI regulations limit the use of seat deletion packages to certain non-public use applications (see ADA & ANSI standards for restrictions).

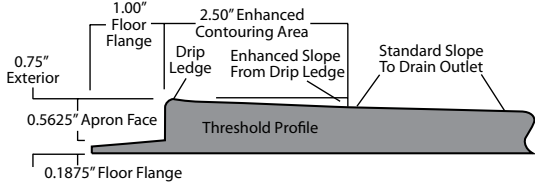
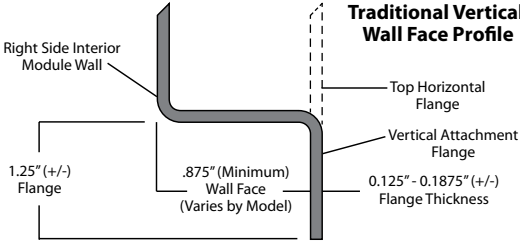




Home Innovation
LAB CERTIFIED™

ActivLife
solutions



Dimensions shown are maximum. Due to the nature of the materials involved, actual unit dimensions can vary (tolerances: +/- 1/8 inch).
Oasis reserves the right to modify or discontinue product and/or associated equipment without prior written or verbal notification or obligation.

Model ID	Package Code	Description (define configuration referencing control wall)
SHMD-6238	/ 3BAR-R (right control wall)	60" x 36.50" minimum interior, center drain, minimal threshold shower with an ActivLife 1.50" dia. stainless steel 3-bar and seat reinforcement pkg (horizontal back & control walls & vertical control wall, with seat reinforcement opposite control wall).
SHMD-6238	/ 3BAR-L (left control wall)	
Powder Coated Bar Packages (1.25-inch dia.)		
SHMD-6238	/ 3BAR-R WHT (right control wall)	60" x 36.50" minimum interior, center drain, minimal threshold shower with an ActivLife 1.25" dia. white powder coated 3-bar and seat reinforcement pkg (horizontal back & control walls & vertical control wall, with seat reinforcement opposite control wall).
SHMD-6238	/ 3BAR-L WHT (left control wall)	
SHMD-6238	/ 3BAR-R OFW (right control wall)	60" x 36.50" minimum interior, center drain, minimal threshold shower with an ActivLife 1.25" dia. off-white powder coated 3-bar and seat reinforcement pkg (horizontal back & control walls & vertical control wall, with seat reinforcement opposite control wall).
SHMD-6238	/ 3BAR-L OFW (left control wall)	
SHMD-6238	/ 3BAR-R SNK (right control wall)	60" x 36.50" minimum interior, center drain, minimal threshold shower with an ActivLife 1.25" dia. nickel finish 3-bar and seat reinforcement pkg (horizontal back & control walls & vertical control wall, with seat reinforcement opposite control wall).
SHMD-6238	/ 3BAR-L SNK (left control wall)	
ADD / SHWR ROD-SH		Factory installed 1" dia. stainless steel shower curtain rod.
<div><div><p>0.75" (3/4-inch) Threshold Profile</p></div><div><p>Traditional Vertical Wall Face Profile</p></div></div>		
<div><div><p>1</p></div><div><p>2</p></div></div>		
<p>Photo 1: Grab Bars: Factory-installed 1.50-inch diameter, concealed attachment, 18 gauge, #304 brushed stainless steel grab bars. Concealed attachment design provides tamper-resistance and minimizes debris collection areas at contact points, compared to common exposed flange bar designs, without compromising bar attachment integrity. (Reinforced areas include a structural core material encapsulated in FRP composite.)</p> <p>Photo 2: Grab Bars: Factory-installed 1.25-inch dia. powder coated (in finishes listed above), concealed attachment, 18 gauge, #304 stainless steel grab bars. Concealed attachment design provides tamper-resistance and minimizes debris collection areas at contact points, compared to common exposed flange bar designs, without compromising bar attachment integrity. (Reinforced areas include a structural core material encapsulated in FRP composite.)</p>		

Available Factory Installed Packages (model available without any component or reinforcement packages)

Component Packages:

- ANS17 package code: 2-wall, 3-bar package with phenolic folding RH or LH seat & shower rod, based on ANSI-2017
- ADA/TL package code: 2-wall, 2-bar package with phenolic folding RH or LH seat & shower rod, based on ADA-2010
- ADA-RI package code: 3-wall, 3-bar package and shower rod, based on ADA-2010 & ANSI-2017
- 2BAR & 3BAR package code: 2-wall, 2-bar or 3-bar packages with RH or LH seat reinforcement

Reinforced **ONLY** Packages:

- FH package code: reinforcement for horizontal bars, based on HUD/FHA-Fair Housing
- TLRF-RS/LS & TLVRF-RS/LS pkg codes: replicating "ADA" & "ANSI" component packages with single seat reinforcement
- TLRF-DS package code: replicating "ADA" & "ANSI" package with dual seat reinforcement
- 3SM & 3SF package codes: expanded reinforcement packages, (with or without package components)