

Oasis WX Configured, Ramped Threshold, TransferShower Compartment With ActivLife Reinforcement Only Package

Transfer / Private Access / Reinforced Only



WXL unit shown

Specification – Oasis one-piece FRP gelcoat shower compartment SHFW-WXR/L-3837, having a 36 x 36-inch clear interior dimension, 1/2-inch high maximum finished threshold with floor attachment flange on lower threshold, and a single R or L expanded shower entry wall reveal to minimize transfer. An ActivLife factory-applied reinforcement only package shall include control and back wall reinforcement for horizontal bar application, reinforcement on front control wall for vertical bar application, and reinforcement for seat opposite control wall.
 (To maintain required clear floor space seat reinforcement or folding seat must be installed on the WX wall.)

Standards Certification:

The shower compartment listed is manufactured in compliance with ANSI Z124 Standards, and certified through an ongoing, independent quality assurance and testing program.

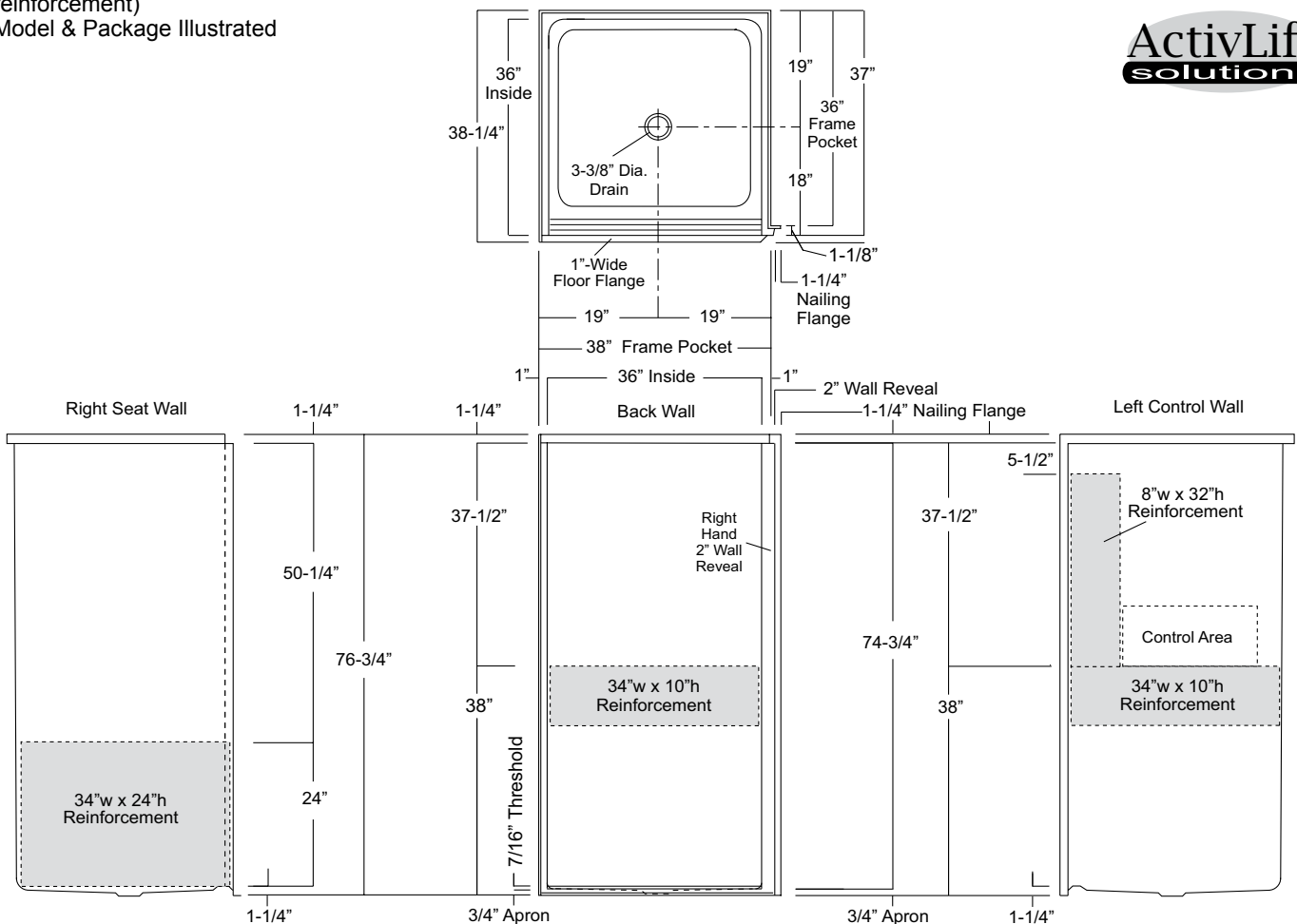


SHFW-WXR-3837 / FHV-RS
 (RH seat reinforcement / 2-side bar reinforcement)
 Model & Package Illustrated

NOTE: ADA & ANSI regulations limit the use of reinforced only packages to certain non-public use applications (see ADA & ANSI standards for restrictions).



Home Innovation
 LAB CERTIFIED™

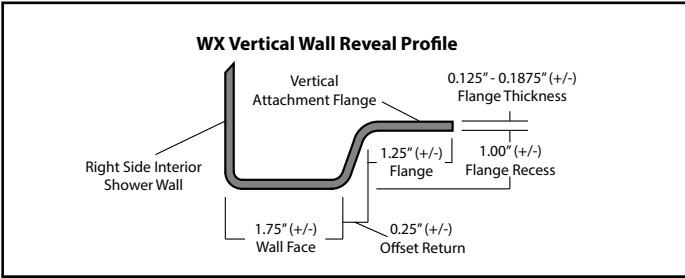
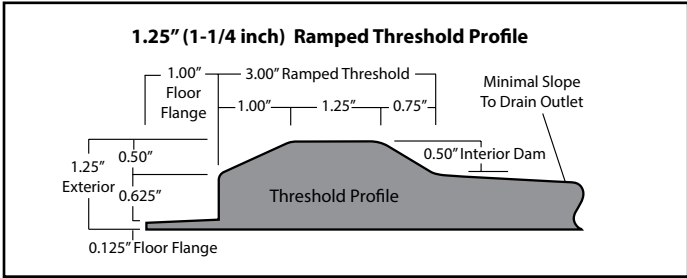


Dimensions shown are maximum. Due to the nature of the materials involved, actual unit dimensions can vary (tolerances: +0 / -3/8 inch). Oasis reserves the right to modify or discontinue product and/or associated equipment without prior written or verbal notification or obligation.

Model ID	Package Code	Description (define configuration referencing seat side)
----------	--------------	--

SHFW-WXR-3837 / FHV-RS (right seat)
 SHFW-WXL-3837 / FHV-LS (left seat)

36" x 36" interior, center drain, R or L expanded wall face, ramped 1/2-inch threshold shower, with ActivLife control and back wall reinforcement for horizontal bar application, reinforcement on front control wall for vertical bar application, and seat reinforcement opposite control wall.



Available Factory Installed Packages (model available without any component or reinforcement packages)

Component Packages:

1. ANS17 package code: 2-wall, 2-bar package (1-vertical bar) with phenolic folding RH or LH seat & shower rod, based on ANSI-2017
2. ADA10 package code: 2-wall, 2-bar package with phenolic folding RH or LH seat & shower rod, based on ADA-2010
3. 2BAR package code: 2-wall, 2-bar package (1-vertical bar) with RH or LH seat reinforcement
4. ICBAR package code: 2-wall, single-bar package with RH or LH seat reinforcement

Reinforced ONLY Packages:

5. FH-RS/LS package code: reinforcement for horizontal bars & RH or LH seat, replicating ADA package
6. FHV-RS/LS package code: reinforcement for a vertical bar, horizontal bars & RH or LH seat, replicating ANS package
7. FHV-DS package code: reinforcement for vertical & horizontal bars, RH & LH seat, replicating ANS package
8. 3SM & 3SF package codes: expanded reinforcement packages, (with or without package components)