

LEGACY SERIES  
SHOWER STALL

**Oasis**



48-INCH MODEL

**SH-4834** (single seat)

Rough-In Dimensions

48" wide x 35-1/4" deep x 75-3/4" high (w/ 4-inch dam)

Finished Dimensions

48" wide x 34" deep x 74-1/2" high (w/ 4-inch dam)

Unit Features



- One - Piece Fiberglass Composite Construction
- Sanitary Grade Polyester Gelcoat Surface
- 3-3/8" Dia. Center Drain (see reverse side for location)
- Single, Contoured Corner Seat
- Elevated Back Wall Shelves
- Flat Wall Design To Accommodate Grab Bar & Seat Applications
- Low Profile Dam (standard)
- Textured Floor Pattern
- Balsa Wood Core Floor Structure

- Optional ABF Model (provides 3 Inches of drain clearance)
- Factory Applied Reinforcement Packages Available
- Factory Applied Bar Only Package Available

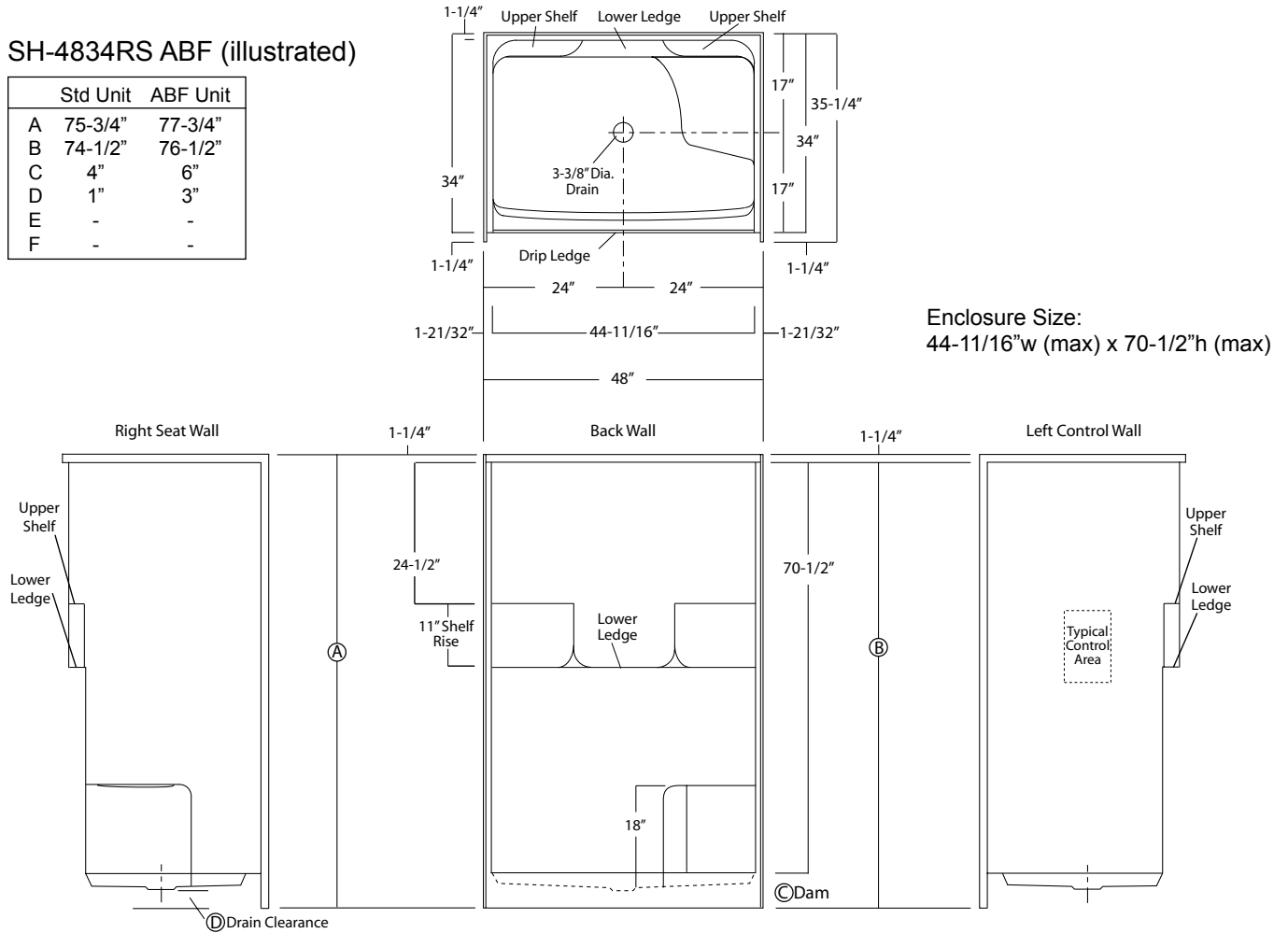
Order No.: SH-4834RS (RH seat / 4" dam)  
SH-4834LS (LH seat / 4" dam)

SH-4834RS ABF (RH seat / 6" dam)  
SH-4834LS ABF (LH seat / 6" dam)

48" x 34", one-piece gelcoated fiberglass shower stall with a single right hand or left hand contoured corner seat, 4" low profile dam (1" drain clearance), dual upper shelves and lower accessory ledge, wall surround, and center drain.

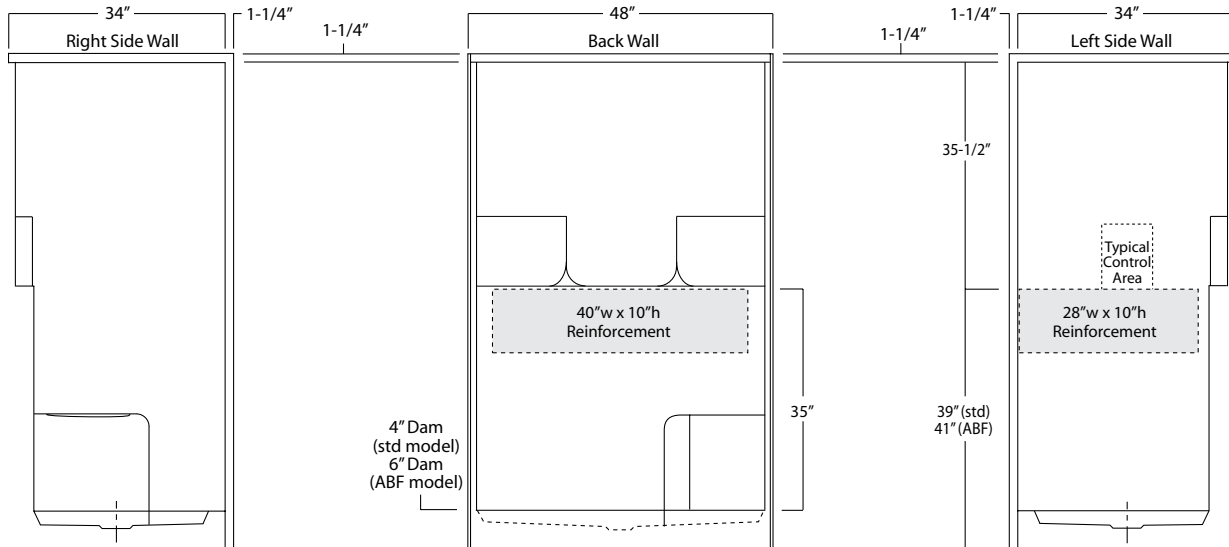
### SH-4834RS ABF (illustrated)

	Std Unit	ABF Unit
A	75-3/4"	77-3/4"
B	74-1/2"	76-1/2"
C	4"	6"
D	1"	3"
E	-	-
F	-	-



**Package Order No.: FH (Fair Housing wall reinforcement)**

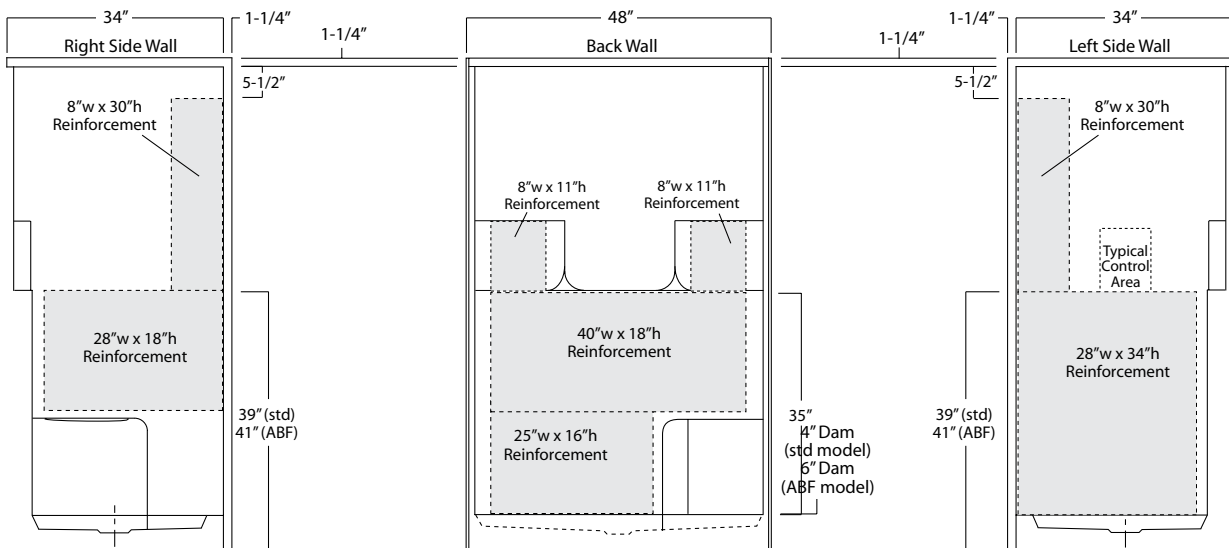
Package Includes: Factory applied, HUD-FHA compliant (Fair Housing), structurally reinforced wall areas (as shown) for the independent field application of bars.



**Package Order No.: 3SM (3-side, mid-level wall reinforcement)**

Package Includes: Factory applied, 3-side, mid-level, structurally reinforced wall areas (as shown), exceeding 'Fair Housing' (HUD/FHA) requirements.

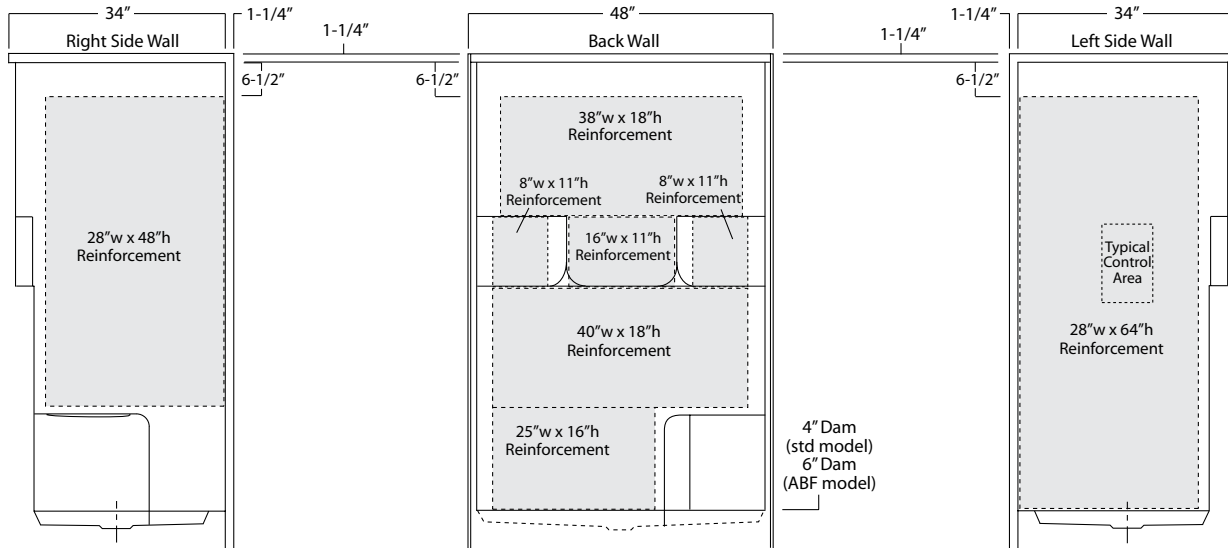
NOTE: Factory installed component packages available with listed reinforcement.



**Package Order No.: 3SF (3-side, full-wall reinforcement)**

Package Includes: Factory applied, 3-side, full-wrap, structurally reinforced wall areas (as shown), exceeding 'Fair Housing' (HUD/FHA) requirements, for the independent field application of bars.

NOTE: Factory installed component packages available with listed reinforcement.

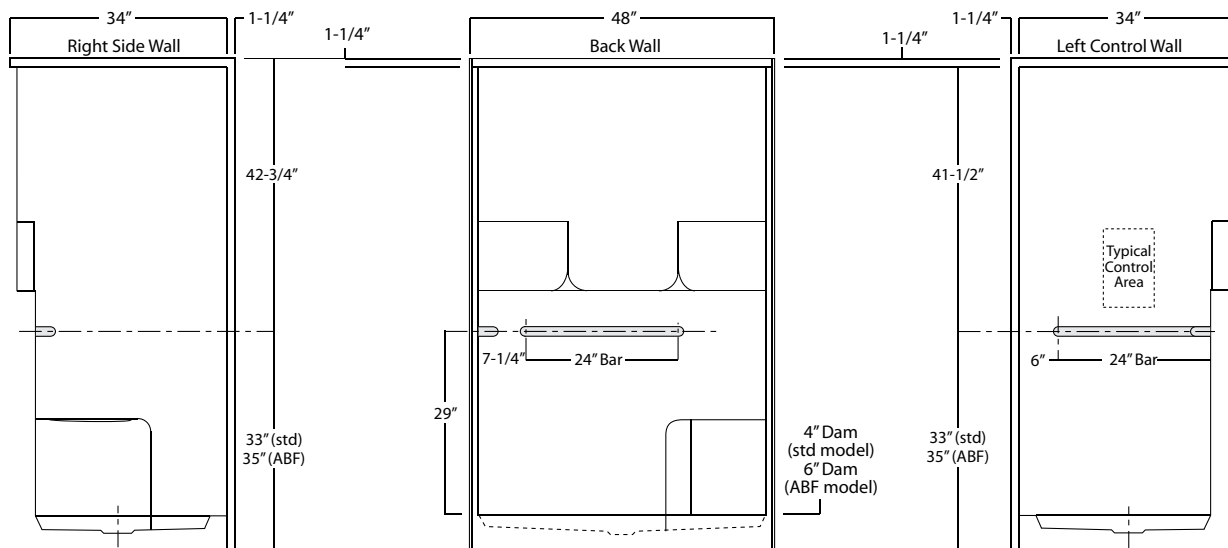


**Package Order No.: BP1 (2-bar only package)**

**Upgrade Package No.: BP1 WHT (1-1/4" dia., white powder coat, 2-bar only package)**

Package Includes: Factory installed, 1-1/2" dia. stainless steel, 2-bar package with basic reinforcement for components (as shown).

NOTE: Positioning of factory installed components allow for the installation of a shower enclosure.



Package Order No.: **BP2 (3-bar only package)**  
Upgrade Package No.: **BP2 WHT (1-1/4" dia., white powder coat, 3-bar only package)**

Package Includes: Factory installed, 1-1/2" dia. stainless steel, 3-bar package with basic reinforcement for components (as shown).  
NOTE: Positioning of factory installed components allow for the installation of a shower enclosure.

