

# Oasis 3-Piece, 60-inch Shower Compartment With Integral Molded Seat and ActivLife 2-Bar (2-horizontal) Package



**Specification** – Oasis 3-piece FRP gelcoat shower compartment SH3P-6032 RS or LS, having a single contoured seat and offered in a standard 4-inch or 6-inch (ABF) dam configuration. ActivLife package includes a horizontal bar across the back wall and across the control wall.

**Standards Certification:**

The shower compartment listed is manufactured in compliance with ANSI Z124 Standards, and certified through an ongoing, independent quality assurance and testing program.

The factory-applied grab bar package is certified through an independent review program.

60-inch / Private Access / Bars & Seat



**SH3P-6032 LS / BP1-60**  
(LH seat / 2-bar package)  
Model & Package Illustrated

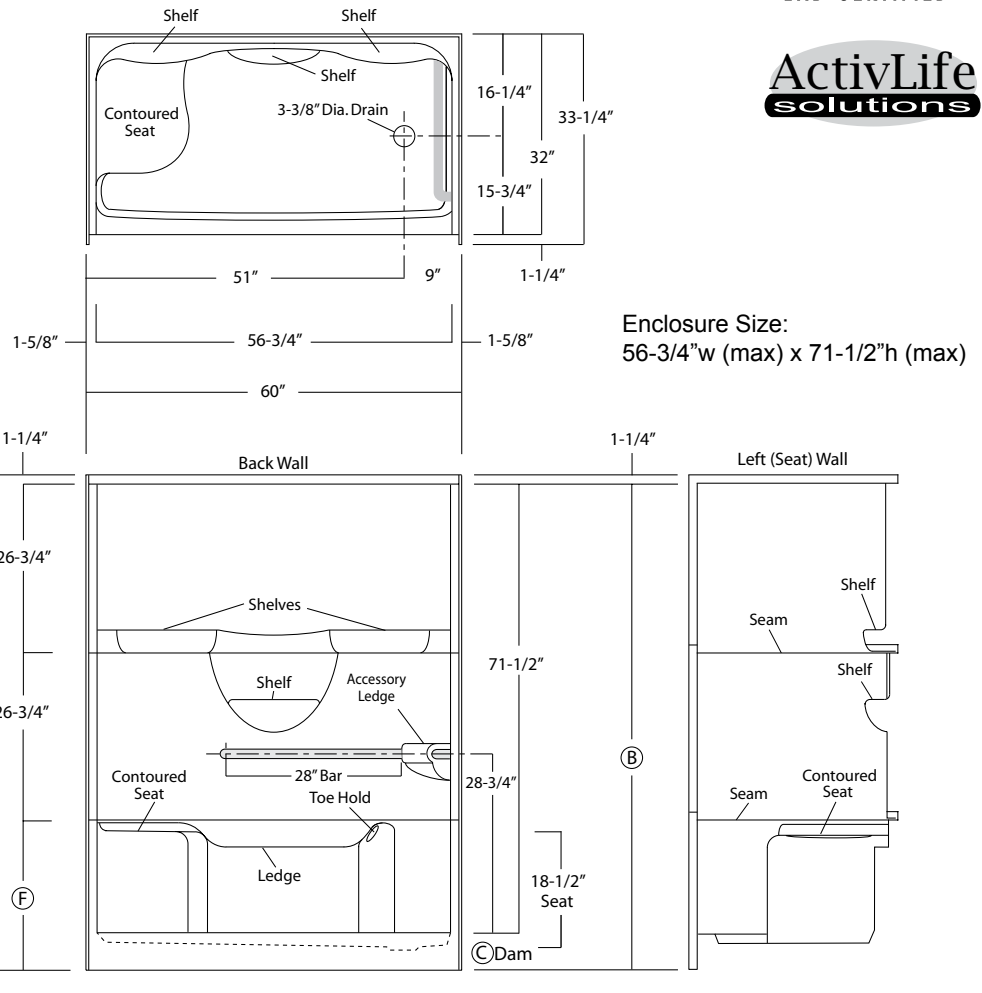
**NOTE:** Positioning of factory attached grab bars allow for installation of a shower enclosure.



**Home Innovation**  
LAB CERTIFIED™



|   | Std Unit | ABF Unit |
|---|----------|----------|
| A | 76-3/4"  | 78-3/4"  |
| B | 75-1/2"  | 77-1/2"  |
| C | 4"       | 6"       |
| D | 1"       | 3"       |
| E | -        | -        |
| F | 22"      | 24"      |



Dimensions shown are maximum. Due to the nature of the materials involved, actual unit dimensions can vary (tolerances: +0 / -3/8 inch). Oasis reserves the right to modify or discontinue product and/or associated equipment without prior written or verbal notification or obligation.

| Model ID  | Package Code      | Description (define configuration referencing seat side)  |
|---|-------------------|---|
| SH3P-6032 RS (right seat)(Std or ABF) / BP1-60<br>SH3P-6032 LS (left seat)(Std or ABF) / BP1-60         |                   | 60" x 32", 3-piece, end drain shower with contoured right or left hand seat, 4" (std) or 6" (ABF) dam, and ActivLife 1.50" dia. stainless steel 2-bar package (single horizontal back wall bar, single horizontal bar on control wall).         |
| <b>Powder Coated Bar Packages (1.25-inch dia.)</b>  |                   |   |
| SH3P-6032 RS (right seat)(Std or ABF) / BP1-60 WHT<br>SH3P-6032 LS (left seat)(Std or ABF) / BP1-60 WHT |                   | 60" x 32", 3-piece, end drain shower with contoured right or left hand seat, 4" (std) or 6" (ABF) dam, and ActivLife 1.25" dia. white powder coated 2-bar package (single horizontal back wall bar, single horizontal bar on control wall).     |
| SH3P-6032 RS (right seat)(Std or ABF) / BP1-60 OFW<br>SH3P-6032 LS (left seat)(Std or ABF) / BP1-60 OFW |                   | 60" x 32", 3-piece, end drain shower with contoured right or left hand seat, 4" (std) or 6" (ABF) dam, and ActivLife 1.25" dia. off-white powder coated 2-bar package (single horizontal back wall bar, single horizontal bar on control wall). |
| SH3P-6032 RS (right seat)(Std or ABF) / BP1-60 SNK<br>SH3P-6032 LS (left seat)(Std or ABF) / BP1-60 SNK |                   | 60" x 32", 3-piece, end drain shower with contoured right or left hand seat, 4" (std) or 6" (ABF) dam, and ActivLife 1.25" dia. nickel finish 2-bar package (single horizontal back wall bar, single horizontal bar on control wall).           |
|   | ADD / SHWR ROD-SH | Factory installed 1" dia. stainless steel shower curtain rod.   |

**Package Notes:**

1. Model available without listed package.
2. For 3-bar package, adding a vertical bar on control wall, see ActivLife "BP2-60" package code.
3. For REINFORCEMENT ONLY for horizontal bars (HUD/FHA-Fair Housing), see ActivLife "FH" package code.
4. For expanded reinforcement package options, (with or without listed package components), see ActivLife "3SM" and "3SF" package codes.

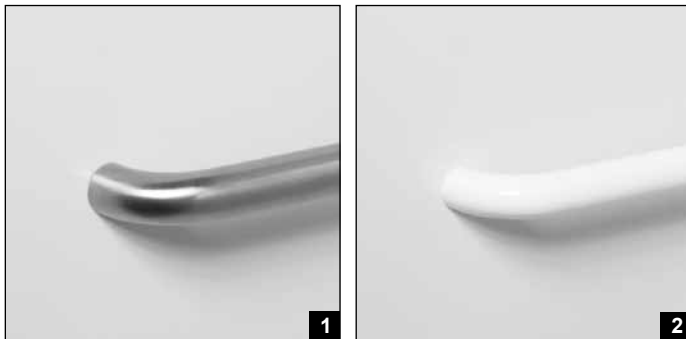
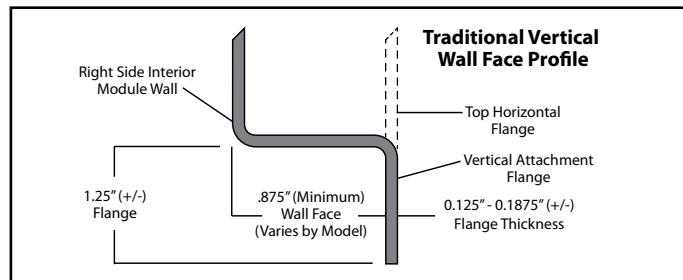


Photo 1: Grab Bars: Factory-installed 1.50-inch diameter, concealed attachment, 18 gauge, #304 brushed stainless steel grab bars. Concealed attachment design provides tamper-resistance and minimizes debris collection areas at contact points, compared to common exposed flange bar designs, without compromising bar attachment integrity. (Reinforced areas include a structural core material encapsulated in FRP composite.)

Photo 2: Grab Bars: Factory-installed 1.25-inch dia. powder coated (in finishes listed above), concealed attachment, 18 gauge, #304 stainless steel grab bars. Concealed attachment design provides tamper-resistance and minimizes debris collection areas at contact points, compared to common exposed flange bar designs, without compromising bar attachment integrity. (Reinforced areas include a structural core material encapsulated in FRP composite.)