



48-INCH MODEL

SH-4836RS (Right Seat)

48-INCH MODEL

SH-4836LS (Left Seat)

Rough-In Dimensions

48" wide x 37-1/4" deep x 76-3/4" high (with low profile dam)

Finished Dimensions

48" wide x 36" deep x 75-1/2" high (with low profile dam)

Unit Features

- One - Piece Fiberglass Composite Construction
- Sanitary Grade Polyester Gelcoat Surface
- 3-3/8" Dia. Center Drain (see following pages)
- Elevated Corner Accessory Tower
- Generous, Multi-Level Back Wall Shelving
- Single, Ergonomic Seat
- Ergonomic Corner Foot Rest For Shaving
- Flat Wall Design To Accommodate Grab Bar Applications
- Center, Lower Accessory Shelf With Wash Cloth Rod
- Low Profile Dam (standard)
- Textured Floor Pattern
- Balsa Wood Core Floor Structure

Special Notes

- Optional ABF Model Provides 3 Inches of Drain Clearance
- Optional Fair Housing Reinforcement Package (see following pages)

VURSA Standard Module

Order No.: SH-4836RS (RH seat)
SH-4836LS (LH seat)

48" x 36", one-piece gelcoated fiberglass shower stall with a single right or left hand corner seat, 4" low profile dam (1" drain clearance), wall surround, and center drain.

VURSA Above Floor Rough-In Module

Order No.: SH-4836RS ABF (RH seat - 6" dam)
SH-4836LS ABF (LH seat - 6" dam)

48" x 36", one-piece gelcoated fiberglass shower stall with a single right or left hand corner seat, 6" dam (3" drain clearance for above floor plumbing), wall surround, and center drain.

*VURSA Standard Module
with Fair Housing Package*

Order No.: SH-4836RS / FH (RH seat) (Fair Housing)
SH-4836LS / FH (LH seat) (Fair Housing)

48" x 36", one-piece gelcoated fiberglass shower stall with a single right or left hand corner seat, 4" low profile dam (1" drain clearance), wall surround, center drain, and Fair Housing compliant wall reinforcement for site installed grab bars.

*VURSA Above Floor Rough-In Module
with Fair Housing Package*

Order No.: SH-4836RS ABF / FH (RH seat - 6" dam)
(Fair Housing Reinforcement)
SH-4836LS ABF / FH (LH seat - 6" dam)
(Fair Housing Reinforcement)

48" x 36", one-piece gelcoated fiberglass shower stall with a single right or left hand corner seat, 6" dam (3" drain clearance for above floor plumbing), wall surround, center drain, and Fair Housing compliant wall reinforcement for site installed grab bars.

*VURSA Standard Module
with Dual Corner Bar Package*

Order No.: SH-4836RS / BP1 (RH seat) (Bar Package)
SH-4836LS / BP1 (LH seat) (Bar Package)

48" x 36", one-piece gelcoated fiberglass shower stall with a single right or left hand corner seat, 4" low profile dam (1" drain clearance), structurally reinforced wall surround, center drain, and factory installed corner bar package.

*VURSA Above Floor Rough-In Module
with Dual Corner Bar Package*

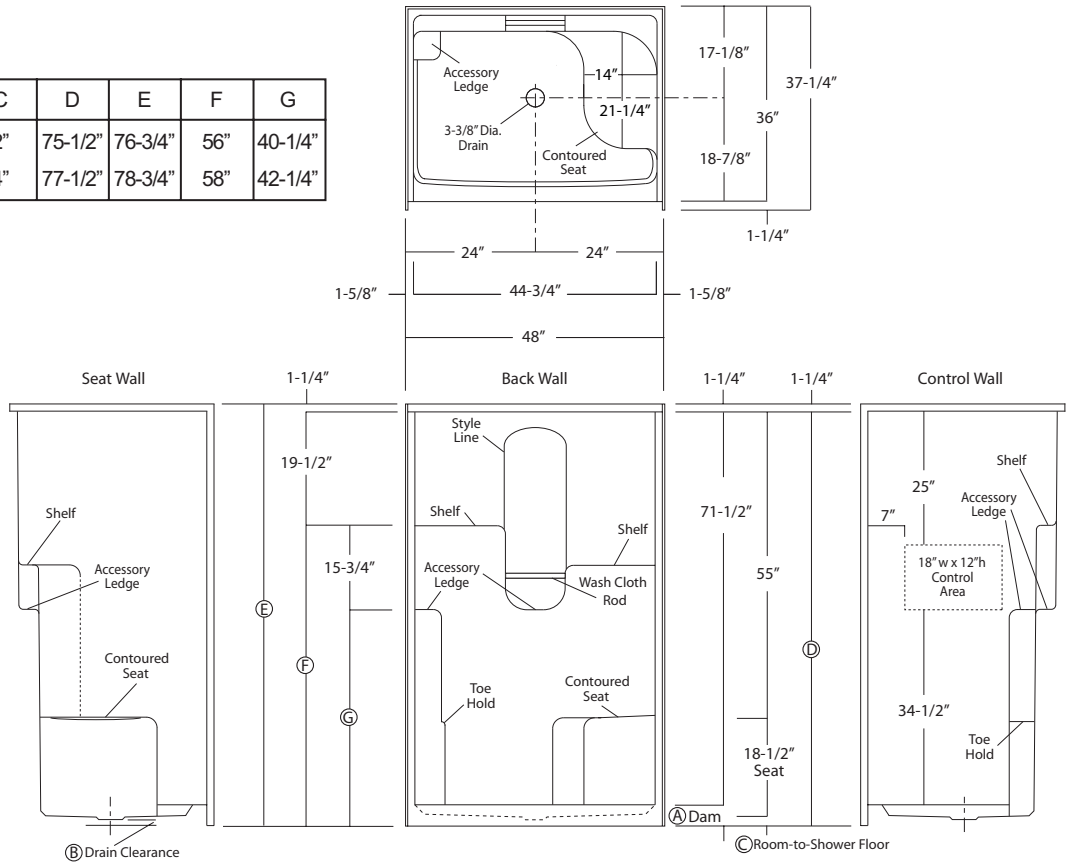
Order No.: SH-4836RS ABF / BP1 (RH seat - 6" dam)
(Bar Package)
SH-4836LS ABF / BP1 (LH seat - 6" dam)
(Bar Package)

48" x 36", one-piece gelcoated fiberglass shower stall with a single right or left hand corner seat, 6" dam (3" drain clearance for above floor plumbing), structurally reinforced wall surround, center drain, and factory installed bar package.

NOTE: A series of alternate, factory installed, bar positions has been developed for this model. Refer to illustration for details. The number and the position of available bars must be defined when ordering. Alternate bar positions only available with 26 inch bars.

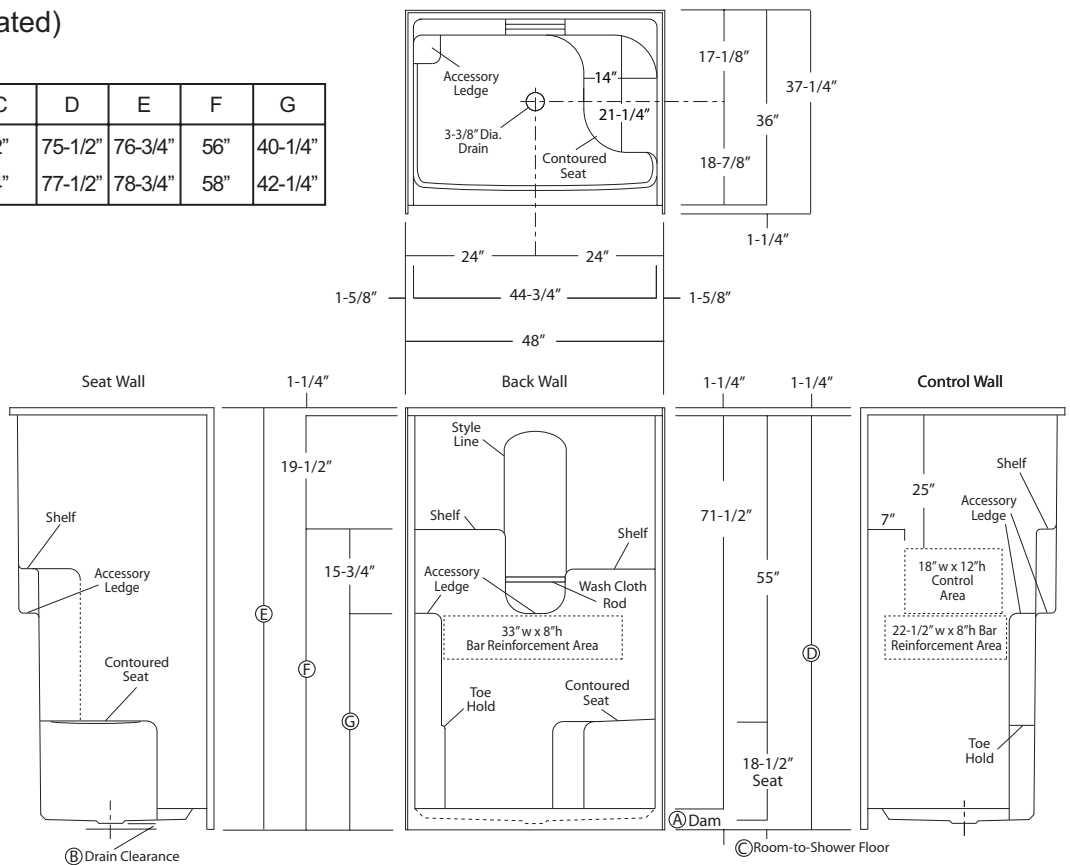
SH-4836RS (illustrated)

	A	B	C	D	E	F	G
Std. Model	4"	1"	2"	75-1/2"	76-3/4"	56"	40-1/4"
ABF Model	6"	3"	4"	77-1/2"	78-3/4"	58"	42-1/4"



SH-4836RS / FH (illustrated)

	A	B	C	D	E	F	G
Std. Model	4"	1"	2"	75-1/2"	76-3/4"	56"	40-1/4"
ABF Model	6"	3"	4"	77-1/2"	78-3/4"	58"	42-1/4"

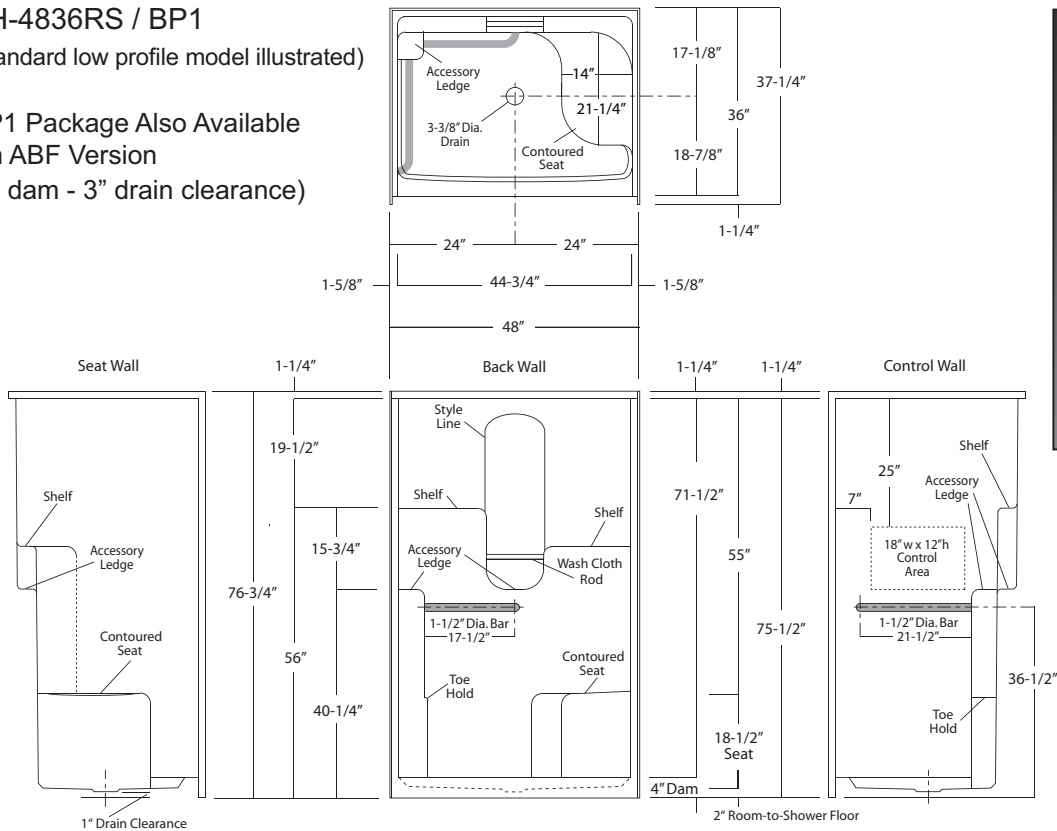


SH-4836RS / BP1

(standard low profile model illustrated)

BP1 Package Also Available
On ABF Version

(6" dam - 3" drain clearance)



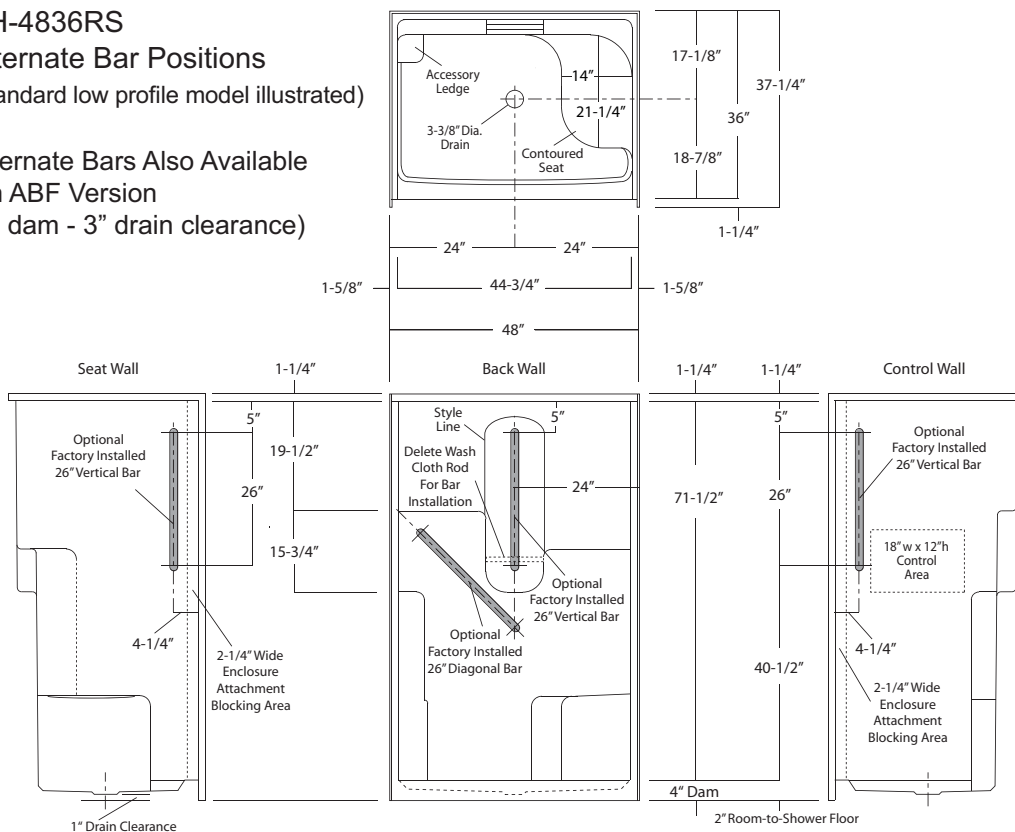
SH-4836RS

Alternate Bar Positions

(standard low profile model illustrated)

Alternate Bars Also Available
On ABF Version

(6" dam - 3" drain clearance)



Alternate Bar Positions
Only Available With 26 Inch Bars.